



57th ANNUAL NCAA Swimming & Diving Championships



March 27, 28, 29, 1980
Blodgett Pool

Harvard University
Cambridge, Massachusetts


OFFICIAL PROGRAM — \$2.00



COMPETITIVE POOL SPECIALISTS

DESIGNERS • BUILDERS • MANUFACTURERS

WELCOMES ALL PARTICIPANTS TO THE 1980
NCAA SWIMMING AND DIVING CHAMPIONSHIPS
AT
HARVARD UNIVERSITY



50-METER X 25 YARD OLYMPIC POOL. COMPLETED 1978.
CONSTRUCTION, SYSTEMS DESIGN AND EQUIPMENT BY WHITTEN CORPORATION, MENDON, MASS.



- FEATURING WHITTEN -

REGULATION FULL-OVERFLOW
UNIFLOW GUTTER SYSTEM
WITH NEW WAVE QUELL GRILL

MULTICELL ALL-SAND FILTERS
UP TO 6 MONTHS WITHOUT
BACKWASH

DELUXE UNISTART PLATFORMS SOLID, DRY, ANTI-SKID TOPS,
BUILT-IN SPEAKERS, ALL S. S. FRAMES, ANCHORS & STEPS

A NAME YOU CAN SPECIFY WITH CONFIDENCE



MENDON, MASSACHUSETTS 01756
(617) 478-2400



1980 NCAA SWIMMING & DIVING CHAMPIONSHIPS

HARVARD UNIVERSITY
BLODGETT POOL
CAMBRIDGE, MASSACHUSETTS

ORDER OF EVENTS

THURSDAY 12:00 NOON

1. 500-Yard Freestyle - Time Trials
2. 200-Yard Individual Medley - Time Trials
3. 50-Yard Freestyle - Time Trials
15-minute interval
5. 400-Yard Medley Relay - Time Trials
4. 1-Meter Diving Semi-Finals

THURSDAY EVENING, 7:30

1. 500-Yard Freestyle - Finals
2. 200-Yard Individual Medley - Finals
3. 50-Yard Freestyle - Finals
4. 1-Meter Diving - Finals
5. 400-Yard Medley Relay - Finals

FRIDAY 12:00 NOON

6. 400-Yard Individual Medley - Time Trials
7. 200-Yard Freestyle - Time Trials
8. 100-Yard Butterfly - Time Trials
9. 100-Yard Backstroke - Time Trials
10. 100-Yard Breaststroke - Time Trials
15-minute interval
11. 800-Yard Freestyle Relay - Time Trials
17. 3 Meter Diving - Preliminaries (Dives 1-5)

FRIDAY EVENING, 7:30

6. 400-Yard Individual Medley - Finals
7. 200-Yard Freestyle - Finals
8. 100-Yard Butterfly - Finals
9. 100-Yard Backstroke - Finals
10. 100-Yard Breaststroke - Finals
15-minute interval
11. 800-Yard Freestyle Relay - Finals

SATURDAY 12:00 NOON

13. 100-Yard Freestyle - Time Trials
14. 200-Yard Backstroke - Time Trials
15. 200-Yard Breaststroke - Time Trials
16. 200-Yard Butterfly - Time Trials
15-minute interval
18. 400-Yard Freestyle Relay - Time Trials
12. 1650-Yard Freestyle - All but last heat of time finals
17. 3 Meter Diving - Semi-Finals (Dives 6-8)

SATURDAY EVENING, 7:30

12. 1650-Yard Freestyle - Last heat of time finals
13. 100-Yard Freestyle - Finals
14. 200-Yard Backstroke - Finals
15. 200-Yard Breaststroke - Finals
16. 200-Yard Butterfly - Finals
17. 3 Meter Diving - Finals
18. 400-Yard Freestyle Relay - Finals

NOTE: A Consolation Final shall immediately precede the Championship Final for each event except the 1650-yard Freestyle and the diving events.

PROGRAM CREDITS

Editor..... Joseph Bertagna
Asst. Editors..... Patricia Walsh
John Phillips, Linda Chisom
Cover Design..... Karen Morse
Photography..... Tim Morse

Harvard University

Harvard University is many places and many things. It is the land and buildings in Cambridge's old Yard where General George Washington's troops were quartered. It is an observatory in New Mexico. It is a complex of world-famous professional schools in Boston and Cambridge. It is libraries and laboratories and classrooms and playing fields on the river. It is a tradition and a point of view.

Harvard College is one part — the central part — of Harvard University. It is the original, historic Harvard. The young men & women who represent Harvard on the playing fields in intercollegiate athletics are the men and women of Harvard College.

Harvard is the oldest college in America. Sixteen years after the Pilgrims landed at Plymouth, the College was established in the Massachusetts Bay Colony. On Oct. 28, 1636, the General Court agreed to give £400 — a quarter of the Colony's tax levy for that year — "towards a schoale or colledge." By the next fall, the first Board of Overseers had been appointed, and its six magistrates and six ministers assigned "to take order" for the new collegiate foundation. The first freshmen — a dozen in all — began their classes in the summer of 1638.

Possibly those first freshmen met John Harvard of Charlestown, a young Puritan minister, who died that fall, leaving his books and half his estate to the college. In gratitude, the General Court gave the college his name.

Today, the College enrollment of about 6,200 students is international in character. There are students from every state and, because of the University's world-wide reputation, from many foreign countries as well.

The diversity of the Harvard student body is more than a matter of geography. Students come from every kind of social, economic, and occupational background, from farm, small town, metropolis, and suburb; from income groups ranging from the poorest to the richest. This great diversity is one of Harvard's most valuable attributes.


Harvard's primary concern is the liberal education of the undergraduates. It tries to increase breadth and perspective, understanding and judgment. It is concerned with values and standards and points of view. Some 70 percent of Harvard seniors go on to graduate school for the professions — medicine, law, university teaching, and business.

Harvard has grown with the country. The library in Harvard Hall held nearly 20,000 volumes in 1815; a quarter-century later, 41,000 volumes were moved into the new Gore Hall — the largest and most valuable collection of books. In 1971, the University Library passed the 8,000,000 mark.

Throughout its long history Harvard has received the support of generous benefactors. Today, it has the largest endowment of any private university in the world (reaching the one billion dollar mark in 1965), and its impressive commitments in teaching and research are maintained and extended because alumni and friends demonstrate their belief in the Harvard education with continuous support. Harvard's great resources help attract an outstanding faculty — and the faculty is the heart of any college or university.



Welcome to Harvard University and the NCAA Swimming & Diving Championships



Dear Spectators and Participants:

I am delighted to welcome you on behalf of Harvard University to the fifty-seventh annual NCAA Swimming and Diving Championships. For the fourth time, Harvard has the honor of hosting this important competition. We hope you will enjoy being here as much as we enjoy having you with us.

Those of you who are visiting the Blodgett Pool for the first time will be interested to know that this magnificent facility was dedicated just two years ago. Because of the effort and support of John Wood Blodgett, Jr., Harvard is most fortunate in having this fine, 50-meter pool and in being able to accommodate 1,200 viewers.

To those of you testing your skills in our pool, may your efforts be successful. To all of you, viewers and participants alike, I extend hearty greetings and best wishes for a memorable visit.

Sincerely,

A handwritten signature in cursive script that reads "Derek Bok".

Derek C. Bok
President
Harvard University

To Participants, Coaches, Officials and Spectators —

On behalf of the Harvard Department of Athletics, I am delighted to welcome you to the 1980 NCAA Swimming and Diving Championships in the Blodgett Pool.

It is a particular pleasure for Harvard to host the nation's top collegiate swimmers and divers. I know that this competition will be a great challenge for all of you.

I hope that this meet will be a rewarding experience and that your visit to Harvard will be a memorable one.

Sincerely,

A handwritten signature in cursive script that reads "John P. Reardon Jr".

John P. Reardon, Jr.
Director of Athletics
Harvard University



1980 NCAA SWIMMING AND DIVING CHAMPIONSHIPS

1980 MEET OFFICIALS

NCAA MEET COMMITTEE: Dr. Robert Busbey, Cleveland State; chairman
 Dr. James Counsilman, Indiana
 Don Gambriel, Alabama
 Don Van Rossen, Oregon
 Don Reddish, Utah

Rick Gilbert, Cornell
 Glen Henry, Northern Iowa
 Ray Obermiller, Grinnell
 Ralph McFillen, NCAA

MEET DIRECTOR — John P. Reardon, Jr., Harvard
MEET FACILITATOR — Niki Janus, Harvard
MEET MANAGER — Joseph W. Bernal, Harvard
ASSISTANT MEET MANAGER — Jack Ryan, Harvard
MEET COORDINATOR — Don Megerle, Tufts
ASSISTANT MEET COORDINATORS — Brian Gordon, Harvard; Robert Mowerson, Minnesota
REFEREE — Tom Stubbs, Bowling Green
ASSISTANT REFEREE — Glen Henry, Northern Iowa
DIVING REFEREE — Rick Gilbert, Cornell

STARTERS — Dr. Robert Eby
 Ted Barclay, Dennison
HEAD JUDGE — Bill Heusner, Michigan State
HEAD STROKE JUDGE — Don Van Rossen, Oregon
HEAD TURN JUDGE — Don Reddish, Utah
ANNOUNCER — Cliff Elkins
CHIEF RECORDERS — Bob Bartels, Ohio State
 Charles Butt, Bowdoin
 Chuck Geggie, Michigan State
 Dick Steadman, Monmouth

OFFICIALS COORDINATORS — Tucker DiEdwardo, Youngstown State
 Brian Gordon, Harvard
RECORDS CHAIRMEN — Robert Colyer
 Eric MacDonald, Hamilton

TICKETS — Gordon Page, Harvard
PRESS STEWARD — Joseph Bertagna, Harvard
ASSISTANT PRESS STEWARDS — Patricia Walsh, Harvard
 Marc Goodheart, Harvard
 John Phillips, Harvard

PROGRAM ADVERTISING — Michael Bresciani, Harvard
CHIEF SCORERS — Dr. George Weiny
 Mrs. Anna Stetz

CONCESSIONS AND EXHIBITS — Francis Toland, Harvard
 Mr. & Mrs. Arthur Merriam, Bernal's Gator Swim Club

MEDICAL — Dr. James Zuckerman, Meet Physician
FACILITIES — Duke Oxford, Harvard
 Dailey Kennedy, Harvard
 Scott Anderson, Harvard
 Ellen Seidler, Harvard

AWARDS — Eric Cutler, Harvard
 Art Solow, Colorado State
COMPUTER PROGRAMMER — Robert Clauson
SECRETARIAL COORDINATOR — Jack Ryan, Harvard

SCOREBOARD — Peter Skipper
REGISTRATION — John Benedick, MIT
 Eileen Wingate, Harvard

AUTOMATIC TIMING — Colorado Timing Systems, Harold Urban, Operator

HOSPITALITY — Julie Brynteson, Harvard
 Maura Costin, Harvard

HEAD TIMERS — Robert Young
 Joseph Drolette

STROKE AND TURN JUDGES
 Dave Beaver
 Daniel Brandon
 Peter Foley
 Victor Liske
 Alice McCabe
 John Santos
 Steven Sauer
 Joseph Stetz

TIMERS — JUDGES

LANE 1 — Dick Keeney, Francis Mercer, Willard Cooley
 LANE 2 — Neil Baylie, Charles "Skip" Bird, Richard Edward
 LANE 3 — C. William Brandell, Matt Mann, III, John Pat Bourassa

LANE 4 — Joe Groscoff, Chuck Bartolow, Charles Trioke
 LANE 5 — Ken Gipe, Steve Ingles, Gregory Joseph
 LANE 6 — Fr. Jim Kane, Lew Michaud, Mike Trumbatore
 LANE 7 — George Newman, Tom Wolff, John Verble
 LANE 8 — Dave Jennings, Richard Shwery, Tony Malinowski

DIVING OFFICIALS

REFEREE — Rick Gilbert, Cornell
DIVING MEET MANAGER — John Walker, Harvard
ANNOUNCER — Molly Munch, Harvard
TRIPLE AWARD CHECK SECRETARY — Janet Gerenz
HEAD SECRETARY — Nancy Sato
HEAD CALCULATOR — Adrianna Holy, Harvard
HEAD ADDER — Joanne Robinson, Harvard
TROUBLE SHOOTER — Dave Sias, Brown
DOUBLE CHECK ADDER — Jamie Greacen, Tufts
DOUBLE CHECK CALCULATOR — Pam Stone, Harvard
DOUBLE CHECK SECRETARY — Andrea Whitelaw, MIT
COLORADO SCOREBOARD OPERATOR — Bob Clauson
SCORE SHEET CHECK — Rick Gilbert, Cornell
 John Walker, Harvard

DECK PERSONNEL: — Peter St. Louis

Dennis Spencer	Benedict Duffy
Jeff Bates	Frenesa Hall
Tim Maximoff	Michael Temple
Bill Spitzer	Martha Boyd
Drew Carson	Dave Eastman
Paul Jarvis	Luke Harada
Pat Pope	Tom Reeves
Jon Roberts	Elizabeth Livingston
Carlos Doba	Doug Gladstone
Jeff Mule	David Burke
Chris Hancock	Wayne Forrester
Steve Peck	Rose Guarino
Dan Gerard	Alex Green
Carl Culig	Larry Cohen
Frank Gaudio	Marjie Beale
John Gillies	Darlene Beckford
Andy Hinton	Al Altieri
Emily Feldman	Rebecca Schleifer
Leslie Short	Jennifer Divine
John Fitzpatrick	Jim Curley
Jennifer Pizer	Kenneth Dominguez
Meredith Stelling	Maritza Navarro

MEDIA AIDES: Jack Grinold, Northeastern University
 Ed Carpenter, Boston University
 Paul Jacobs, Harvard
 Raj Marphatia, Harvard
 Robin Worth, Harvard

USHERS: Harvard University Women's Swimming Team
 Senior Women's Team; Bernal's Gator Swim Club

We're #1.


ESPN has grabbed the lead in sports programming over ABC, NBC and CBS combined.



Mon.



Tues.



Wed.



Thurs.

It's a big, fat lead. Because since we started operations last September, ESPN has telecast over 2,000 hours of sports - that's more than all three networks combined telecast in a year. Count on an average of 14 hours of sports a day, 60½ consecutive hours of sports on weekends.

For swimming buffs, one of the big events ESPN will be following is the March NCAA Swimming and Diving Championship at Blodgett Pool, Harvard. But there will be a lot more than that. In fact, we'll be telecasting no less than 25 NCAA Conference championship events. In wrestling. In hockey. In gymnastics. In indoor track. In skiing. Plus, you'll be getting the finest in professional events as well.

We send you action all seven days of the week, because ESPN is the *total sports* cable network. We telecast no less than 18 different sports. Name your favorites, ESPN will be putting them on the tube for you!

Why miss out? Contact your local cable operator and ask about putting more sports in your life with ESPN. Mail in the coupon, and we'll be happy to send you a free schedule to whet your appetite.

Entertainment and Sports
Programming Network
ESPN Plaza, Bristol, Conn. 06010


The ESPN idea makes a big splash with me.
Send me that free ESPN Schedule.

Name _____

Address _____

City _____ State _____ Zip _____

NCAA-80-2



Fri.



Sat.



Sun.



THE TOTAL SPORTS
CABLE NETWORK

THE BEARS HAVE THE CROWN BUT ALL EYES ARE ON THE GATORS

by Bill Bell
Statistical Editor
Swimming World Magazine

The United States may be a non-participant at the Moscow Olympic Games this summer but the world will certainly be coming to Harvard's Blodgett Pool starting today.

While perhaps not exactly one hundred and ten percent accurate (to borrow George Allen's favorite phrase), the above rather well sums up the extremely high caliber of competition expected at this 57th annual NCAA Division I Swimming & Diving Championship.

When the NCAAs were last held at an Eastern institution (Brown in 1976) it was also an Olympic year, and the performances there were truly Olympian in quality. Five individual American, U.S. Open and national collegiate records tumbled beneath the waves of the Smith Swimming Center that third weekend in March, and a not inconsiderable number of those winners parlayed an NCAA victory into an Olympic gold medal at Montreal four months later.

The site of this year's title meet, Blodgett Pool, is barely two years old yet has served as the locale for several significant national and international competitions, including the second Women's International Cup meet in January of 1979; and the Eastern Seaboard Championships a year ago, coincidentally won by Harvard for the first time.

The pool is 50 meters by 25 yards with the short course end a minimum seven feet in depth, making it one of the finest and fastest swimming facilities in the Northeast. Seating is available for 1,500 spectators. The multi-megabuck aquatic facility is, of course, the home pool for Coach Joe Bernal's rapidly rising Harvard Crimson team, whose latest and certainly most noteworthy accomplishments include a dual meet victory over perennial Big 10 champ Indiana last month and a successful defense of the Eastern Seaboard title earlier this month.

It's been said (not at all inaccurately) that winning an NCAA Championship is tougher than winning an Olympic gold medal. For one thing, there are only six finalists in the NCAA meet versus eight in most other international competitions, including the Olympics, World Championships, Pan-Ams, etc.

Secondly, the qualifying standards just to make it in to the NCAAs, let alone enter the finals, are equally challenging: The meet is designed so that only the fastest swimmers compete — no dawdlers need apply.

The American collegiate swimming program has long been a breeding ground for the most talented domestic and foreign aquatic stars, and 1980 is no exception. At this year's NCAAs expect to see the most successful competitors from nearly a dozen nations outside the U.S.A., including Brazilians, Nicaraguans, Norwegians, Puerto Ricans, Canadians, Swedes, Frenchmen, Mexicans, Dutchmen, Colombians, Ecuadorians, Australians, New Zealanders and Englishmen, plus a native Samoan who

now lives in California and attends college in Florida — Miami's sensational diver, Greg Louganis.

In fact, with the exception of a handful of top Russians, East Germans, Czechs and Hungarians, a Brazilian (Djan Madruga), an Australian (Mark Kerry) and a Canadian (Graham Smith), the world's greatest male swimmers will be competing at Harvard.

Madruga and Kerry, who swam for Counsilman's Indiana squad last season, have opted to sit out the year and train for the Olympics, as has Smith, who was a triple gold medalist last year for Coach Nort Thornton's champion Cal Golden Bears.

No Eastern-bloc swimmers have as yet enrolled in American universities although rumor has it that Bernal has been hot on the trail of Soviet double World Champion Vladimir Salnikov for the last several years.

With America's presence at Moscow in doubt, many of the more prominent U.S. collegians (and a like number of the leading foreign swimmers) regard this year's NCAA Championships as their short course "Free World Olympics."

"I think I'll make an even greater effort to win at Harvard because I probably won't be going to Moscow," states sextuple national collegiate gold medalist Brian Goodell, the mainstay of Coach Ron Ballatore's UCLA squad. "This meet has, I'm sure, taken on added significance for everybody because of the boycott situation and I believe the performances will fulfill everybody's high expectations."

Harvard's own Bobby Hackett, runner-up to Goodell last season in both the 500 and 1650 frees and who has, seemingly, been chasing his California foe for gold and glory since the two were high school juniors five years ago, is another top-ranked swimmer who isn't worried about the international situation having an impact on the NCAAs.

"I would expect that most of us will be at our emotional 'peak' because for some this meet just might be our 'Olympics'," The Crimson junior believes. "We'll be going all-out to win . . . there won't be any 'holding back.'"

When Cal's Golden Bears romped to last year's championship at Cleveland State (after having finished third the year before), a milestone of sorts for collegiate swimming was achieved in that it was the third time in as many years a different university had captured the No. 1 ranking.

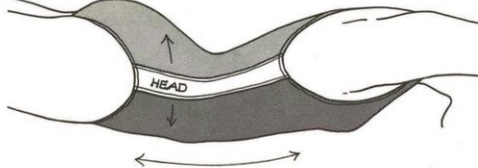
And if Coach Randy Reese's powerful Florida Gators, third-place finishers last season and favored to occupy the "throne" in this first year of the new decade, do in fact accomplish that feat, history will indeed have been made.

Never before in 56 years of NCAA championship swimming competition (dating back to 1924) have four different universities won team titles in consecutive years.

(Continued on Page 8)

WHY TIMES GO FAST IN HEAD SWIM WEAR.

Head Swim Wear is engineered to swim as great as it looks. Feels great, too, because Head works with light, tight fabrics that give you a sleek, slim fit.



Lycra stretch fabric stretches 200% in one direction; 100% in the other.

The Light Touch

Our suits of 100% Antron[®] nylon skim through the water as easily as they skim over your body. Sunlight actually bounces off this nifty nylon. That's why it looks—and is—

so bright and lively.



Cross-back suits are cut higher to cut down on drag; straps are cut wider.

Head Swim Wear of Antron nylon is perfect for all-round use, and makes a terrific training suit.

Cut higher at the legs for a leg up on the competition.

Our other ultra-light, ultra-fast fabric is a winning combination of 80% Antron/20% Lycra[®] stretch that gives you the competitive edge in the home stretch.

Feel free—with the new I.M. Back, straps stay put for great comfort and fit.

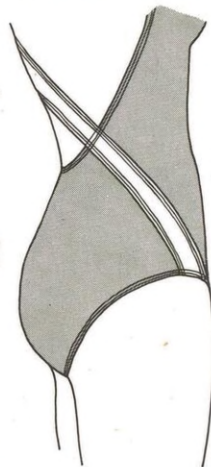


Lasts longer, too, because Head works with Lycra 128, a very special kind of Lycra that is chlorine and perspiration-resistant.

High, Wide and Handsome

Head Swim Wear is cut high at the neck and back to eliminate water pockets that create drag.

On our women's cross-back suits, straps are cut wider to stay flat and not dig into the shoulder.



Sleek-looking diagonal side seam made strong by three-needle top-stitching.

Compare Head Swim Wear with the competition and you'll see that our suits are cut higher

at the legs, too, for more comfort, more maneuverability. **The New Back Design That Can Put You Out Front**

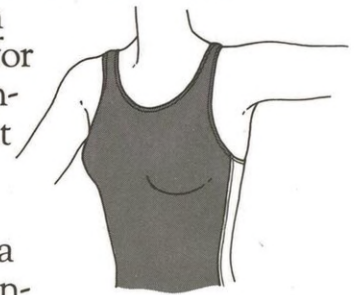
Head introduces a totally new configuration called the I.M. Back. Here's how it works: when the suit is off your body, the back strap moves about; when you put the suit on, the strap stays solidly secure. You get free-and-easy shoulder movement and a noticeably better fit. Plus the I.M. just plain looks fast.

A Fresh Slant on Seams

On certain Head styles, you'll see diagonal side

seams that are inset and do away with the need for back seaming. Result of our

biased thinking: a cleanly contoured, comfortable seam. What's more, Head's triple-needle top-stitching means the seams won't come apart at the seams. Head also uses a very soft thread beneath all seams, so there's no chafing.



Head nylon suits are fully lined in front to minimize "see through!"

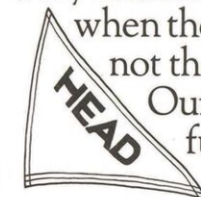
Head Sees to It that There's No Seeing through It

As you're well aware, with some swimwear you run the very real risk of "see through" when the suit is wet. That's not the case with Head.

Our nylon suits are fully front-lined with a soft nylon Tricot inner lining.

Just Add Water

If you're a competitive swimmer, Head Swim Wear is built to give you your fastest time. Test dive a Head, and see for yourself why the fastest swimwear between two points is Head.



Look for the Head triangle logo; it's a sign of the (winning) times.



Head Sports Wear, Inc.

9198 Red Branch Road
Columbia, Maryland 21045
In Canada: Head Sports Wear Canada
225 Chabanel Street West
Montreal, Quebec

(Continued from Page 6)

But Florida is almost a sure bet to become only the second school south of the Mason-Dixon Line to chant "We're No. 1" when all the splashin' has been concluded.

Picked as the pre-season favorite by **Swimming World** magazine, the Gators have done nothing to dispell the air of optimism pervading Gainesville in succeeding months.

In a word, Florida is loaded. After sweeping to a surprisingly easy Southeastern Conference Championship over arch-rival Tennessee and contender Auburn last year, the Gators had high hopes of dethroning the defending NCAA champ Vols at Cleveland State, but it was not to be.

"We didn't swim as well as I would have liked at Cleveland (site of the 1979 title meet). However, I attribute that largely to our inexperience and perhaps a bit of over-confidence," the young (33) and hard-driving coach, Randy Reese, states. "Now that we know what the NCAAs are really all about I think we'll be in a much better position to handle the pressure at Harvard."

Reese's Gators are strong in virtually every area save breaststroke, which could be an impediment to finaling their medley relay team. However, their depth in the freestyles, butterfly, individual medley and backstroke events should more than compensate for their dearth of breaststroke talent.

Leading the way for Florida is Pan-Am Games 200 fly gold medalist Craig Beardsley, who can also score in the distance freestyles. Then there's David Larson, PAG silver medalist in the 200 free; Glynn Perry, fourth at Puerto Rico in the 400 IM and Bill Sawchuk, a Canadian Olympian who silver medaled in the longer IM race at Puerto Rico and was SEC Swimmer of the Year as a freshman.

Additionally, Reese has gifted swimmers in backstroke-flyer-medleyist Kyle Miller (world ranked in the Top 10 in four disparate events last summer); Grant Ostlund, AAU outdoor 100 fly champ who led the world in 1979; flyer-freestyler-IMer David Zubero, who medaled for his native Spain at the Latin Cup, Europa Cup, FINA Cup and Mediterranean Games during the previous long course season; freestyler-flyer John Hillencamp, who's a threat in several events; sprinter Rob Ramirez and diver Chris Snode, who placed third on both boards last year and won the three meter title in 1978.

A thousand miles west of Gainesville lies Austin, Texas, home of Coach Eddie Reese's powerful Texas Longhorns. The older brother of Randy, Eddie Reese's 'Horns — while perhaps not strong enough to threaten Florida's expected march to the title — nevertheless could have a significant impact on the meet's outcome.

When E. Reese was at Auburn, he helped guide the War Eagles to a rather surprising second-place NCAA finish two years ago. He then took off for 10-gallon country and brought with him two leading collegians in backstroke Phil Nenon and breaststroke-IMer Scott Spann.

Reese also recruited sprinter Kris Kirchner for the Mid-West and this year brought in a fine group of freshmen, led by backstroke Clay Britt, flyer William Paulus, sprinter Eric Fincal and breaststroke Nick Nevid.

As a freshman at Auburn in 1977, Spann won the NCAA 200 IM, and his 1:48.26 clocking still stands as the American record. As a sophomore, Spann repeated his 200 IM NCAA victory and added the 100 breast title, but was obliged to sit out the past season (along with Nenon and Kirchner) because of the transfer rule.

Nenon is among the nation's fastest dorsal specialists (ranking third in the 200 back as of mid-February), while

Kirchner ranked first in the 200 free, fourth in the 100 and 12th in the 50 as of the same time frame. He was also an AAU 100 meter finalist last summer.

The 'Horns have a fine IMer to complement Spann in soph Kelly Rives (a triple-event winner at the Southwest Conference Championships as a freshman). Diver Tony Scott plus distance freestyler Joe Lajoie give the Reesemen added depth.

Reese's successor at Auburn, Richard Quick, will rely on the talents of his "Big Three" of sprinters David McCagg and Rowdy Gaines plus flyer-middle distance freestyler Billy Forrester to try and topple SEC foe Florida.

McCagg was World Champion in the 100 free at Berlin a couple of years ago and his time of 50.24 for 100 meters is history's third-fastest. He also won the Pan-Am Games 100 free last year.

Gaines, undoubtedly America's most improved male swimmer the past two years, is defending NCAA 50 free champ and won the Pan-Am 200 free. His 50.41 for the 100 led the world in 1979 and his 1:50.57 for the 200 ranked his second globally and first domestically.

Forrester, a senior, has had a brilliant international career the past five years but, similar to McCagg, has yet to win a national collegiate championship. At the II World Championships he won the 200 fly, bronze medaled in the same event at the Olympics a year later, and won the 200 free at the III World Championships in 1978.

Add to this trio breaststroker David Messer (an All-America last year), backstroker Steve Wood (AAU finalist); and distance freestyler Rick Morley (500, 1650 frees) and Auburn's chances at Harvard look quite bright.

The Berkeley Bears lost a minimum 71 points off that championship team from 1979, including triple gold medalist Smith and 200 back champ Peter Rocca. The former is training for the "Big O's" with his club coach, Don Talbot, at Nashville (although he has a year's eligibility left) while Rocca graduated following last season.

Still, the boys from Baghdad by the Bay are hardly cryin' the blues. Double fly gold medalist Arvidsson returns, as does Swedish compatriot Pelle Holmertz, a talented sprinter who's capable of giving Gaines, McCagg, Kirchner and Tennessee's Andy Coan (defending NCAA 100 and 200 free champ) all they can handle in the way of competition. And to make it a cozy threesome, Coach Nort Thornton recruited Sweden's second-fastest sprinter in Per Magnusson.

Berkeley's "mini-UN" also includes freestyler Peter Szmidi of Canada (world-ranked in the 200 and 400 frees in 1979); distance specialist Diego Quiroga of Ecuador; and Italy's Paolo Revelli, a multi-talented competitor who's capable of finaling in the IMs and the 200 fly.

Returning veterans include soph Jimmy Johnson, second in the 400 IM and fourth in the 200 breast; breaststroker Jeff Freeman, second in the 100 and 200 breast; freestyler Kirk Anderson, fourth in the 500 free; IMer-flyer David Santos, eighth in both IMs; Rich Thornton, a world-class flyer; and sprinter Mike Elleman.

Top freshmen include Dave Wilson, national prep record holder in the 100 back plus; distance free specialist Todd Trowbridge.

UCLA, which scored the most points ever (197) in its history at the 1979 NCAAs, will be led by its famed "swimmin' machine," junior Brian Goodell, the mainstay of second-year head coach Ron Ballatore's squad.

(Continued on Page 35)



**COCA-COLA BOTTLING COMPANY
OF NEW ENGLAND
Invites You To Attend
THE NCAA SWIMMING & DIVING
CHAMPIONSHIPS**

**Have a Coke[™]
and a smile.**

Coke adds life.

TWA flies.

Obviously you do too.

You're going to like us



HARVARD UNIVERSITY'S BLODGETT POOL

Opened for competition in February of 1978, Blodgett Pool is 50 meters long and 25 yards wide. The competitive short course is 8 lanes wide and 7 feet deep throughout. There are 6 short course lanes at the far end of the pool which will be available for continuous warm up during the competition. Special pool features include an overflow gutter system, anti-skid starting blocks with built in starting speakers and a fully automatic Colorado Time System 8 lane display board with permanent sub deck cable system. Seating capacity for spectators is 1200. Deck seating will be made available for coaches and competitors. Locker rooms are directly adjacent to the pool and will be made exclusively available for the championship.

There is a separate, recessed diving area along the 50 meter course, with two 1 meter and two 3 meter springboards on durafirm stands. The springboards are maxi-flex with one model A and one Model B on each level. The water depth is a flat 15 feet with targets on the bottom centered 5 feet in front of each springboard. The water surface is constantly agitated for easy spotting. The facility also includes a three and seven and one half platform for warm up and training.



NCAA serves nation's schools

Progress and growth have become familiar companions for the National Collegiate Athletic Association during its first 73 years as the major governing organization for intercollegiate athletics in the United States.

A call for stricter control of college football by President Theodore Roosevelt because of the violence in the game brought together 13 institutions in 1905, formulating the original communications base for college athletics.

This initial body called itself the Intercollegiate Athletic Association and was officially constituted March 31, 1906. In 1910, the name was changed to the National Collegiate Athletic Association.

Seven progressive decades have molded this original 13-member body into a membership today of more than 860 colleges, universities, conferences and affiliated organizations.

Administration and rules interpretation occupied early efforts of the organization. Shortly after World War II, the NCAA adopted legislative and executive powers, changing its function into one dealing with virtually all issues concerned with intercollegiate athletics.

Service first

Many things have become associated with the NCAA during its colorful history. Highest priority goes to the service it provides to more than 860 members, acting as the true "voice" of college athletics today.

Each January, the NCAA membership comes together at the annual Convention to review, propose and amend legislation. The Convention presents the opportunity for the nation's institutions of higher learning to speak and act on athletic matters at the national level.



Walter Byers
Executive Director



William J. Flynn
President



James Frank
Secretary-Treasurer

Acting in the best interests of its membership, the NCAA strives to perform these specific functions among its many other responsibilities:

- Conducts 43 annual National Collegiate Championships in 19 sports for three separate divisions. Three championships (Division I, Division II and Division III) are held in baseball, basketball, cross country, golf, lacrosse, soccer, swimming, tennis, outdoor track and wrestling. Two championships (Division I and Divisions II-III) are staged in gymnastics and ice hockey. Fencing, rifle, skiing, indoor track, volleyball and water polo hold single National Collegiate Championships, while football is contested in Divisions I-AA, II and III. The National Collegiate Championship dates back to 1883 in tennis; and during this 76-year history, more than 85,000 student-athletes have competed in these events, with more than 10,000 earning the coveted title of "National Collegiate Champion."

- Maintains 13 rules committees to formulate, copyright and publish rules

of play for the government of collegiate sports. Members of these and many other committees are elected by representatives of member institutions at the annual Convention.

- Publishes "official guides" annually for nine sports through the NCAA Publishing Service.

- Collects, compiles and distributes the official statistics of college football, basketball and baseball through its NCAA Statistics Service.

Problem solver

- Conducts studies as a means of developing solutions to athletic programs.

- Represents the membership in legislative and regulatory matters on the state and Federal levels.

- Annually selects the College Athletics Top Ten and the Theodore Roosevelt ("Teddy") Award—the Association's highest honor.

- Administers an honors program which annually awards 80 postgraduate scholarships to recognize outstanding senior student-athletes who have excelled in the classroom as well as athletics. This scholarship is for \$2,000. The program has provided \$1,264,000 to 1,104 recipients since its inception in the 1964-65 academic year.

- Promotes and participates in international sports planning and competition through membership in the United States Olympic Committee, Amateur Basketball Association of the USA, Track and Field Association of the USA, and the United States Baseball, Gymnastics and Wrestling Federations, as well as through NCAA-sponsored competition with Japan.


- Maintains more than 70 full-time staff members at its national headquarters in Mission, Kansas, under the supervision of Executive Director Walter Byers.



NCAA national headquarters building in Mission, Kansas



**THURSDAY
MARCH 27, 1980**



Preliminaries: 12:00 Noon

1. 500-Yard Freestyle
2. 200-Yard Individual Medley
3. 50-Yard Freestyle
15 minute interval
5. 400-Yard Medley Relay
5. 1-Meter Diving

Finals: 7:30 P.M.

1. 500-Yard Freestyle
2. 200-Yard Individual Medley
3. 50-Yard Freestyle
4. 1-Meter Diving
5. 400-Yard Medley Relay

QUALIFIERS

Qualifying Standard: 4:28.01

(subject to additions due to press time)
see heat sheets at each session

Goodell, Brian—U.C.L.A. '81	4:21.05
Martin, Kent—Univ. Tennessee	4:21.90
Bartle, Tony—U.C.L.A. '80	4:22.04
Sharpe, Charles—Indiana '81	4:22.67
Hackett, Bobby—Harvard '81	4:22.81
Larson, David—Univ. of Florida '81	4:23.43
Towne, Doug—Univ. of Arizona '83	4:24.07
Borgstrom, Arne—Univ. of Alabama '82	4:24.91
Morley, Rickey—Auburn '81	4:25.01
Astbury, Andy—Arizona	4:25.79
Spaid, John—Univ. of Michigan '82	4:26.38
Hillencamp, John—Univ. of Florida '82	4:26.62
Loesch, James—Ohio State '80	4:27.12
Schmidt, Andrew—Univ. of Texas '83	4:27.35
Shaw, Tim—Univ. of Arizona '80	4:27.41
Beardsley, Craig—Univ. of Florida '82	4:27.56
Canales, Fernando—Univ. of Michigan '81	4:27.60
Ramoska, Robert—Univ. of Alabama '83	4:27.63
Dougherty, Steven—Univ. Washington '81	4:27.72
Parker, Dave—S. Illinois 81	4:27.73
Kizer, James—Univ. of Florida 81	4:27.87
Lajoie, Joseph—Univ. of Texas '82	4:28.00
Asmuth, Paul—Arizona State	4:28.00

Event 1

500 — YARD FREESTYLE

RECORDS

AMERICAN — 4:16.40

*Brian Goodell, Mission Viejo
1978*

NCAA — 4:16.43


*Brian Goodell, UCLA
1979*

NCAA MEET — 4:16.43

*Brian Goodell, UCLA
1979*

BLODGETT POOL — 4:22.81

*Bobby Hackett, Harvard
1980*



BRIAN GOODELL
UCLA
1979 Champion

1979 Championship Final

1. Brian Goodell, UCLA	4:16.43
2. Bobby Hackett, Harvard	4:19.41
3. Jeff Float, USC	4:20.58
4. Kirk Anderson, California	4:21.17
5. Anthony Bartle, UCLA	4:22.01
6. Ed Ryder, UCLA	4:22.67

1980 RESULTS

Championship Final


Name	Time	Name	Time
1. _____		4. _____	
2. _____		5. _____	
3. _____		6. _____	

Consolation Final

7. _____		10. _____	
8. _____		11. _____	
9. _____		12. _____	

Event 2

200 — YARD INDIV. MEDLEY



GRAHAM SMITH
California
1979 Champion

RECORDS

- AMERICAN — 1:48.26
Scott Spann, Auburn
1977
- NCAA — 1:48.26
Scott Spann, Auburn
1977
- NCAA MEET — 1:48.26
Scott Spann, Auburn
1977
- BLODGETT POOL — 1:51.61
David Lundberg, Harvard
1980

1979 Championship Final

1. Graham Smith, California	1:48.44
2. Kirt Fredericks, USC	1:49.05
3. Bruce Furniss, USC	1:49.30
4. Peter Rocca, California	1:49.37
5. David Zubero, Florida	1:49.61
6. Jamie Fowler, USC	1:50.25

1980 RESULTS

Championship Final

Name	Time	Name	Time
1. _____		4. _____	
2. _____		5. _____	
3. _____		6. _____	

Consolation Final

7. _____	10. _____
8. _____	11. _____
9. _____	12. _____

QUALIFIERS

Qualifying Standard: 1:52.96

(subject to additions due to press time)
see heat sheets at each session

Barrett, William—U.C.I.A. '82	1:48.45
Lundquist, Steve—S.M.U. '83	1:49.67
Stanton, Patrick—Long Beach State '80	1:50.31
Spann, Scott—Univ. of Texas '81	1:50.49
Faykes, Gary—Univ. Tennessee	1:50.70
Zubero, David—Univ. of Florida '81	1:50.74
Hewson, Sam—Arizona State	1:50.75
Placak, Robert—U.C.L.A. '81	1:50.92
Johnson, Blake—Arizona State	1:51.05
Upham, Michael—Auburn '82	1:51.20
Paulus, William—Univ. of Texas '83	1:51.24
Sawchuk, William—Univ. of Florida '82	1:51.27
Rives, Kelly—Univ. of Texas '82	1:51.30
Saphir, Michael—U.C.L.A. '81	1:51.31
Von Jouanne, Roger—S. Illinois '82	1:51.43
Levy, Helmuth—Univ. of Miami '80	1:51.56
Lundbert, David—Harvard '83	1:51.61
Frentsos, Joseph—Indiana '82	1:51.63
Marsh, David—Auburn '80	1:51.71
Nenon, Philip—Univ. of Texas '82	1:51.99
Tally, Richard—Univ. of Miami '80	1:52.10
Meador, Richard—Louisiana State '80	1:52.19
Pole, David—U.C.L.A. '82	1:52.34
Rodeghiero, Paolo—U. South Carolina '83	1:52.35
Miller, Clinton—Univ. of Florida '81	1:52.41
Weldon, Bobby—Univ. Tennessee	1:52.50
Verdin, Tom—Harvard '83	1:52.54
Barron, James—Iowa State '82	1:52.76
Mactier, Scott—Univ. of Texas '81	1:52.77
Saeger, Robert—Univ. of Florida '83	1:52.80
Perry, William—Univ. of Florida '81	1:52.80
Vredevelde, Roger—Univ. N. Carolina '83	1:52.94

QUALIFIERS

Qualifying Standard: 0:20.82
(subject to additions due to press time)
see heat sheets at each session

Leamy, Robin—U.C.L.A. '82	0:20.12
Wyatt, Steven—Univ. of Arizona '80	0:20.14
Coan, Andy—Univ. Tennessee	0:20.20
Samples, Bob—S. Illinois '80	0:20.39
Mc Cagg, David—Auburn 's80	0:20.40
Murray, Robert—Univ. of Michigan '81	0:20.40
Canales, Fernando—Univ. of Michigan '81	0:20.50
Kirchner, Kris—Univ. of Texas '81	0:20.52
De Gruchy, P.T.—N. Carolina State '82	0:20.54
Jones, Sam—Arizona State	0:20.55
Carter, Rick—Univ. Pittsburgh	0:20.58
Ramirez, Robin—Univ. of Florida '81	0:20.59
Crisler, Boyd—Univ. Tennessee	0:20.60
Dimick, Robert—Univ. of Alabama '80	0:20.62
Lyght, Trent—Arizona State	0:20.64
Hornby, Donald—Univ. of Alabama '82	0:20.66
Redinger, Bill—S.M.U. '80	0:20.67
Merritt, Jay—Univ. of Arkansas '81	0:20.68
Finical, Eric—Univ. of Texas '83	0:20.69
Gaines, Ambrose—Auburn '81	0:20.72
Pederson, Tom—Univ. of Michigan '81	0:20.72
Neville, William—Univ. of Alabama '81	0:20.73
Haas, Brian—Auburn '81	0:20.73
Mc Laughlin, Ken—Indiana '81	0:20.73
Winegarner, Jim—S.M.U. '81	0:20.73
Hering, Brad—Arizona State	0:20.74
Korff, Jim—Univ. of Nebraska '83	0:20.74
Goosen, Guy—S.M.U. '80	0:20.74
Fields, John—Auburn '80	0:20.75
Hart, David—Auburn '82	0:20.76
Hayhurst, Mike—Univ. of Nebraska '81	0:20.77
Madsen, Wayne—Univ. of Texas '83	0:20.78
St. Denis, Michael—Univ. of Florida '81	0:20.78
Krug, Marty—S. Illinois '80	0:20.78
Kammerer, Louis—Univ. Wisconsin '82	0:20.79
Boyd, Tim—Univ. of Nebraska '82	0:20.80
Griffith, Paul—Univ. of Michigan '80	0:20.80
Marks, Eric—U.C.L.A. '80	0:20.81
Jones, Anthony—Indiana '82	0:20.81

Event 3

50 — YARD FREESTYLE


RECORDS

AMERICAN — 19.70
Joe Bottom, USC
1977

NCAA — 19.70
Joe Bottom, USC
1977

NCAA MEET — 19.70
Joe Bottom, USC
1977

BLODGETT POOL — 20.67
Malcolm Cooper, Harvard
1979



ROWDY GAINES
Auburn
1979 Champion

1979 Championship Final

1. Rowdy Gaines, Auburn	19.99
2. John Newton, Tennessee	20.11
3. Andrew Coan, Tennessee	20.12
4. Kevin DeForrest, Missouri	20.28
5. Jerry Spencer, Arkansas	20.29
6. David McCagg, Auburn	20.33

1980 RESULTS

Championship Final

Name	Time	Name	Time
1. _____		4. _____	
2. _____		5. _____	
3. _____		6. _____	

Consolation Final

7. _____	10. _____
8. _____	11. _____
9. _____	12. _____

Event 4

1 — METER DIVING



GREG LOUGANIS
Miami (Fla.)
1979 Champion

The diving events for the NCAA Championships will be conducted as follows: All divers will perform the first five dives for the preliminary round (2 required, 3 optional). The field will be cut to the highest scoring 24 divers, who will perform the remaining three required dives for the semifinal round. The highest scoring 12 divers will complete the three remaining optional dives for the final round.

1979 Championship Final

1. Greg Louganis, Miami (Fla.)	513.75
2. Matthew Chelich, Michigan	484.80
3. Christopher Snode, Florida	468.85
4. Wayne Chester, Alabama	465.20
5. Rob Bollinger, Indiana	462.55
6. Billy Day, Tennessee	450.55

1980 RESULTS

Championship Final

Name	Time	Name	Time
1. _____		4. _____	
2. _____		5. _____	
3. _____		6. _____	

Consolation Final

7. _____	10. _____
8. _____	11. _____
9. _____	12. _____

QUALIFIERS

Qualifying Standard: 450.00
(subject to additions due to press time)
see heat sheets at each session

Rogas, Peter—Louisiana State '80
Meckstroth, Jeffrey—Ohio University '81
Carter, Jeff—Univ. Tennessee
Goddard, John—Univ. Tennessee
Burgering, Drew—Auburn '80
Schramm, Steve—Harvard '80
Ryan, James—Ohio State '83
Samuelson, Arthur—Ohio State '82
Geller, Mitchell—Univ. of Texas '83
Cook, Michael—Univ. of Texas '81
Scott, Tony—Univ. of Texas '80
Gurnee, Mike—Columbia '80
Breitfeller, Paul—N. Carolina State '81
Posyton, Ron—N. Carolina State '82
Snively, David—S.M.U. '82
Tennant, Rick—S.M.U. '81
Weyhrauch, Jim—S.M.U. '81
Chester, Earl—Univ. of Alabama '81
Summers, Curt—Univ. of Arizona '81
Ward, Jonathan—Uni. of Georgia '81
Bollinger, Robert—Indiana '82
Stajkovic, Niki—Indiana '81
Mac Askill, Douglas—Indiana '80
Ericson, Duwan—Arizona State
Plant, Dan—Arizona State
Jolley, Ed—Clemson '83
Theobald, Rick—S. Illinois '81
Mastey, Garry—S. Illinois '80
Snode, Christopher—Univ. of Florida '80
Machemer, Kevin—Univ. of Michigan '81
Merriott, Ron—Univ. of Michigan '82
Vigiletti, Ken—Univ. of Michigan '81
Chelich, Christopher—Univ. Wisconsin '82
De Cloux, Craig—Univ. Wisconsin '81

QUALIFIERS

Qualifying Standard: 3:25.70
(subject to additions due to press time)
see heat sheets at each session

Univ. of Texas	3:16.57
Auburn	3:17.82
S.M.U.	3:18.44
U.C.L.A.	3:19.86
Arizona State	3:20.16
Univ. of Florida	3:20.34
Indiana	3:20.36
Univ. Tennessee	3:20.60
Univ. of Alabama	3:21.05
Univ. of Arizona	3:22.16
Harvard	3:22.30
S. Illinois	3:22.63
Univ. N. Carolina	3:23.50
Univ. of Miami	3:23.57
Univ. of Michigan	3:23.71
Clemson	3:23.56
Univ. of Arkansas	3:24.63
Univ. Washington	3:24.75
N. Carolina State	3:25.09
Iowa State	3:25.47
Univ. of Georgia	3:25.54
Duke	3:25.62

Event 5

400 — YARD MEDLEY RELAY

RECORDS

AMERICAN — 3:17.62
*Auburn (McCagg, Spann,
Langenmayr, Schatz)*
1977

NCAA — 3:15.22
*California (Rocca, Smith,
Arvidsson, Holmertz)*
1979

NCAA MEET — 3:15.22
*California (Peter Rocca, Graham
Smith, Par Arvidsson, Pelle,
Holmertz)*
1979

BLODGETT POOL — 3:22.30
*Harvard (Geoff Seelen, David
Lundberg, Jack Gauthier, Bobby
Hackett)*
1980



CALIFORNIA
1979 Champions

1979 Championship Final

1. California	
(Rocca, Arvidsson, Smith, Holmertz)	3:15.22
2. Southern California	3:17.90
3. UCLA	3:17.94
4. Auburn	3:18.48
5. Florida	3:18.63
6. North Carolina State	3:20.16

1980 RESULTS

Championship Final

Name	Time	Name	Time
1. _____		4. _____	
2. _____		5. _____	
3. _____		6. _____	

Consolation Final

7. _____	10. _____
8. _____	11. _____
9. _____	12. _____



**FRIDAY
MARCH 28, 1980**



Preliminaries: 12:00 Noon

- 6. 400-Yard Individual Medley
- 7. 200-Yard Freestyle
- 8. 100-Yard Butterfly
- 9. 100-Yard Backstroke
- 10. 100-Yard Breaststroke
- 15 minute interval
- 11. 800-Yard Freestyle Relay
- 17. 3-Meter Diving (Dives 1-5)

Finals: 7:30 P.M.

- 6. 400-Yard Individual Medley
- 7. 200-Yard Freestyle
- 8. 100-Yard Butterfly
- 9. 100-Yard Backstroke
- 10. 100-Yard Breaststroke
- 15 minute interval
- 11. 800-Yard Freestyle Relay

QUALIFIERS

Qualifying Standard: 4:01.49

(subject to additions due to press time)
see heat sheets at each session

Goodell, Brian—U.C.L.A. '81	3:53.67
Stanton, Patrick—Long Beach State '80 ..	3:53.72
Upham, Michael—Auburn '82	3:56.81
Saphir, Michael—U.C.L.A. '81	3:56.99
Johnson, Blake—Arizona State	3:57.27
Von Jouanne, Roger—S. Illinois '82	3:57.27
Rives, Kelly—Univ. of Texas '82	3:57.85
Bauman, Chuck—S.M.U. '82	3:57.98
Borgstrom, Arne—Univ. of Alabama '82 ..	3:58.04
Perry, William—Univ. of Florida '81	3:58.64
Shaw, Tim—Univ. of Arizona '80	3:59.01
Frentsos, Joseph—Indiana '82	3:59.02
Pole, David—U.C.L.A. '82	3:59.63
Supple, Richard—Univ. of Arizona '81	3:59.85
Raikula, Ron—Harvard '82	3:59.96
Weldon, Bobby—Univ. Tennessee	4:00.70
Hewitt, Bob—N. Carolina State '83	4:00.78
Miller, Clinton—Univ. of Florida '81	4:00.87
Williams, Bradley—Univ. Washington '81 ..	4:00.89
Varner, Shannon—Arizona State	4:00.89
DeJesus, Jose—Univ. N. Carolina '82	4:00.97
Smith, Tom—S.M.U. '80	4:01.03
Chappel, Ted—Harvard '83	4:01.13
Tally, Richard—Univ. of Miami '80	4:01.16
Weissert, Toby—U.C.L.A. '81	4:01.17
Sproule, Steve—U. South Carolina '83	4:01.27
Sawchuk, William—Univ. of Florida '82	4:01.44
Lundberg, David—Harvard '83	4:01.48

Event 6

400 — YARD INDIV. MEDLEY

RECORDS

AMERICAN — 3:48.24

Jesse Vassallo, Mission Viejo
1979

NCAA — 3:50.80


Brian Goodell, UCLA
1979

NCAA MEET — 3:50.80

Brian Goodell, UCLA
1979

BLODGETT POOL — 4:02.43

Ron Raikula, Harvard
1979



BRIAN GOODELL
UCLA
1979 Champion

1979 Championship Final

1. Brian Goodell, UCLA	3:50.80
2. Jim Johnson, California	3:53.61
3. Glynn Perry, Florida	3:54.86
4. Jeff Float, USC	3:56.50
5. Bill Sawchuk, Florida	3:57.07
6. Pat Stanton, Long Beach State	3:57.83

1980 RESULTS

Championship Final

Name	Time	Name	Time
1. _____	_____	4. _____	_____
2. _____	_____	5. _____	_____
3. _____	_____	6. _____	_____

Consolation Final

7. _____	10. _____
8. _____	11. _____
9. _____	12. _____

SWIMMING WORLD  **Magazine**
and JUNIOR SWIMMER

Event 7

200 — YARD FREESTYLE



ANDREW COAN
Tennessee
1979 Champion

RECORDS

AMERICAN — 1:35.62
Andrew Coan, Tennessee
1979

NCAA — 1:35.62
Andrew Coan, Tennessee
1979

NCAA MEET — 1:35.62
Andrew Coan, Tennessee
1979

BLODGETT POOL — 1:38.09
Bobby Hackett, Harvard
1980

QUALIFIERS

Qualifying Standard: 1:39.26
(subject to additions due to press time)
see heat sheets at each session

Gaines, Ambrose—Auburn '81	1:36.45
Coan, Andy—Univ. Tennessee	1:37.00
Sharpe, Charles—Indiana '81	1:37.10
Canales, Fernando—Univ. of Michigan ...	1:37.20
Larson, David—Univ. of Florida '81	1:37.27
Kraus, Greg—S.M.U. '80	1:37.50
Kirchner, Kris—Univ. of Texas '81	1:37.94
Hackett, Bobby—Harvard '81	1:38.09
Morley, Rickey—Auburn '81	1:38.16
Bartle, Tony—U.C.L.A. '80	1:38.27
Towne, Doug—Univ. of Arizona '83	1:38.44
Taylor, Todd—Dartmouth '80	1:38.48
Schmidt, Andrew—Univ. of Texas '83	1:38.54
Welbourn, Graham—Arizona State	1:38.77
MacDonald, Stuart—U.C.L.A. '83	1:38.85
Forrester, William—Auburn '80	1:38.85
Dickson, Keith—Univ. of Florida '80	1:38.91
Lajoie, Joseph—Univ. of Texas '82	1:38.94
Martin, Kent—Univ. Tennessee	1:39.00
Phelps, David—Indiana '81	1:39.07
Spaid, John—Univ. of Michigan '82	1:39.09
Rutquist, Anders—Univ. of Nebraska '82 .	1:39.16
Mattiolo, Marcos—Indiana '83	1:39.17
Zubero, David—Univ. of Florida '81	1:39.19
Hillencamp, John—Univ. of Florida '82 ...	1:39.19

1979 Championship Final

1. Andrew Coan, Tennessee	1:35.62
2. Rowdy Gaines, Auburn	1:36.43
3. Greg Kraus, Southern Methodist	1:36.79
4. Bruce Furniss, USC	1:36.82
5. Fernando Canales, Michigan	1:37.33
6. Bobby Hackett, Harvard	1:37.48

1980 RESULTS

Championship Final

Name	Time	Name	Time
1. _____		4. _____	
2. _____		5. _____	
3. _____		6. _____	

Consolation Final

7. _____	10. _____
8. _____	11. _____
9. _____	12. _____

QUALIFIERS

Qualifying Standard: 0:49.81
(subject to additions due to press time)
see heat sheets at each session

Ostlund, Grant—Univ. of Florida '81	0:47.99
Paulus, William—Univ. of Texas '83	0:48.08
Mc Cagg, David—Auburn '80	0:48.76
Goosen, Guy—S.M.U. '80	0:48.85
Placak, Robert—U.C.L.A. '81	0:48.87
Morley, Rickey—Auburn '81	0:48.91
Richmond, Hunter—S.M.U. '81	0:48.98
Spann, Scott—Univ. of Texas '81	0:49.00
Stuart, Jeff—Univ. of Arizona '83	0:49.11
Halliburton, James—Indiana '81	0:49.31
Jagenburg, Greg—Univ. of Arizona '81	0:49.36
Walter, Robert—Miami University '82	0:49.39
Hering, Brad—Arizona State	0:49.39
Mc Guire, Brian—Univ. of Alabama '82	0:49.50
Beardsley, Craig—Univ. of Florida '82	0:49.51
Stack, Ned—Univ. of Texas '82	0:49.54
Clinton, Keith—Univ. of Alabama '83	0:49.55
Zubero, David—Univ. of Florida '81	0:49.56
Kahil, Edward—Texas A&M '81	0:49.57
Aikin, Glen—Univ. of Arizona '80	0:49.59
Brown, James—Texas A&M '80	0:49.61
Seaber, Robert—Univ. of Florida '83	0:49.65
Owsiany, John—Indiana '83	0:49.67
Jones, Sam—Arizona State	0:49.68
Oberto, John—Texas A&M '80	0:49.70
Perez, Arnaldo—Univ. N. Carolina '81	0:49.71
Lindell, Tommy—Univ. of Alabama '82	0:49.71
Cole, Tom—Indiana '82	0:49.72
Longton, Bill—Arizona State	0:49.74
Abraham, Gary—Univ. of Miami '80	0:49.75
Vervoorn, Kees—S. Illinois '83	0:49.76
Henry, John—Univ. of Texas '81	0:49.78
Smith, Steven—Auburn '83	0:49.79
Mc Laughlin, Dave—Indiana '83	0:49.80
Mactier, Scott—Univ. of Texas '81	0:49.81
Volcan, Ramon—Long Beach State '81	0:49.81

Event 8

100 — YARD BUTTERFLY

RECORDS

AMERICAN — 47.77

*Joe Bottom, USC
1977.*

NCAA — 47.76


*Par Arvidsson, California
1979*

NCAA MEET — 47.76

*Par Arvidsson, California
1979*

BLODGETT POOL — 49.94

*William Specht, Princeton
1979*



PAR ARVIDSSON
California
1979 Champion

1979 Championship Final

1. Par Arvidsson, California	47.76
2. Sam Franklin, Stanford	48.42
3. Jim Umbdenstock, North Carolina St.	48.55
4. Kirt Fredericks, USC	48.58
5. Grant Ostlund, Florida	48.59
6. Greg Porter, Southern Illinois	48.62

1980 RESULTS

Championship Final


Name	Time	Name	Time
1. _____		4. _____	
2. _____		5. _____	
3. _____		6. _____	

Consolation Final

7. _____		10. _____	
8. _____		11. _____	
9. _____		12. _____	

Event 9

100 — YARD BACKSTROKE



CARLOS BERROCAL
Alabama
1979 Champion

RECORDS

- AMERICAN — 49.31
John Naber, USC
1977
- NCAA — 49.31
John Naber, USC
1977
- NCAA MEET — 49.36
John Naber, USC
1977
- BLODGETT POOL — 51.71
Geoff Seelen, Harvard
1979

1979 Championship Final

1. Carlos Berrocal, Alabama	49.71
2. Jamie Fowler, USC	49.73
3. Mark Tonelli, Alabama	50.01
4. Mark Kerry, Indiana	50.04
5. Steve Pickell, USC	50.37
6. David Marsh, Auburn	50.63

1980 RESULTS

Championship Final

Name	Time	Name	Time
1. _____		4. _____	
2. _____		5. _____	
3. _____		6. _____	

Consolation Final

7. _____	10. _____
8. _____	11. _____
9. _____	12. _____

QUALIFIERS

Qualifying Standard: 0:51.96
(subject to additions due to press time)
see heat sheets at each session

Marsh, David—Auburn '80	0:49.90
Britt, Clay—Univ. of Texas '83	0:49.95
Ireland, Kenneth—Univ. N. Carolina '81	0:50.61
Arantes, Romulo—Indiana '80	0:50.61
Jackson, Bob—Univ. of Arizona '80	0:50.69
Hewson, Sam—Arizona	0:50.75
Larson, David—Univ. of Florida '81	0:51.20
Merritt, Jay—Univ. of Arkansas '81	0:51.23
Hornby, Donald—Univ. of Alabama '82	0:51.31
Winegarner, Jim—S.M.U. '81	0:51.36
Abraham, Gary—Univ. of Miami '80	0:51.43
Vredevelde, Roger—Univ. N. Carolina '83	0:51.44
Nenon, Philip—Univ. of Texas '82	0:51.45
Patching, Glenn—Univ. of Arizona '82	0:51.45
Solomon, Pete—N. Carolina State '83	0:51.50
Rosario, Ral—S. Illinois '80	0:51.55
Brenton, Ken—S.M.U. '81	0:51.56
Brackett, Richard—Univ. of Georgia '81	0:51.56
Seelye, Scott—Univ. Washington '82	0:51.60
Birnbrich, Alexander—Ohio State '80	0:51.68
Wood, Steven—Auburn '82	0:51.73
Graham, Bart—Univ. Tennessee	0:51.80
Seelen, Geoff—Harvard '81	0:51.82
Rogers, Daniel—Indiana '81	0:51.83
Dickson, Keith—Univ. of Florida '80	0:51.85
Meador, Richard—Louisiana State '80	0:51.86
Rush, Clark—Univ. Washington '82	0:51.89
Swanson, Stu—Univ. Pittsburgh	0:51.90
Cunningham, M. Davitt—Univ. of Ariz. '83	0:51.94

QUALIFIERS

Qualifying Standard: 0:57.85
(subject to additions due to press time)
see heat sheets at each session


Lundquist, Steve—S.M.U. '83	0:54.22
Barrett, William—U.C.L.A. '82	0:55.13
Nevid, Nick—Univ. of Texas '83	0:56.16
Faykes, Gary—Univ. Tennessee	0:56.20
Norling, Anders—S. Illinois '82	0:56.28
Woo, christopher—U.C.L.A. '81	0:56.29
Higginson, Greg—Univ. of Alabama '83	0:56.38
Meador, Richard—Louisiana State '80	0:56.54
Jones, Sam—Arizona State	0:56.55
Restrepo, Pablo—S. Illinois '83	0:56.59
Santisteban, Miguel—Auburn '82	0:56.70
Schlatter, Marc—Indiana '80	0:56.73
Messer, David—Auburn '80	0:56.77
St. Denis, Michael—Univ. of Florida '81	0:56.83
Spann, Scott—Univ. of Texas '81	0:56.93
Lyght, Trent—Arizona State	0:56.95
Steinhouse, G. Eric—Dduke '80	0:57.36
Long, Robert—U.C.L.A. '82	0:57.36
Vandersluis, Jan—Univ. of Miami '83	0:57.37
Haas, Brian—Auburn '81	0:57.49
Lundeberg, David—Harvard '83	0:57.51
Gober, Kerwin—Arizona State	0:57.51
Ernsting, Tom—Univ. of Michigan '82	0:57.53
Bader, Richard—Clemson '81	0:57.54
Joyner, Mike—Univ. of Texas '80	0:57.56
Barron, James—Iowa State '82	0:57.57
Levy, Helmuth—Univ. of Miami '80	0:57.62
Lager, Robert—Univ. of Arkansas '84	0:57.64
Hart, H. Dean—Indiana '82	0:57.72
Greenwood, David—S.M.U.'80	0:57.75
Paulson, Jeffrey—Univ. Washington '81	0:57.76
Arakaki, Daniel—Univ. of hawaii '82	0:57.77
Mulbarger, Marc—Univ. of Florida '83	0:57.78
Doyle, Benn—Univ. of Missouri '80	0:57.79
Hopkins, Kelly—East Carolina '82	0:57.80
Day, Bart—S.M.U. '80	0:57.81
Barber, Mark—Pepperdine '82	0:57.82

Event 10

100 — YARD BREASTSTROKE

RECORDS

- AMERICAN — 54.08**
Steve Lundquist, Tallman Pools
1979
- NCAA — 54.91**
Graham Smith, California
1979
- NCAA MEET — 54.91**
Graham Smith, California
1979
- BLODGETT POOL — 57.37**
Koji Nishamura, Army
1979



GRAHAM SMITH
California
1979 Champion

1979 Championship Final

1. Graham Smith, California	54.91
2. Jeff Freeman, California	55.36
3. Marc Schlatter, Indiana	55.44
4. Duncan Goodhew, North Carolina St.	55.83
5. Richard Meador, Louisiana State	55.88
6. Chris Woo, UCLA	55.92

1980 RESULTS

Championship Final

Name	Time	Name	Time
1. _____		4. _____	
2. _____		5. _____	
3. _____		6. _____	

Consolation Final

7. _____	10. _____
8. _____	11. _____
9. _____	12. _____

Event 11

800 — YARD FREE RELAY

RECORDS

AMERICAN — 6:25.42
*Florida Aquatic (Gaines,
 Larson, McCagg, Dickson)
 1979*

NCAA — 6:28.01
*Florida (Zubero, Hillencamp,
 Dickson, Larson)
 1979*

USC (*Furniss, Greenwood,
 Findorff, J. Bottom*)
 1977

NCAA MEET — 6:28.01
Florida 1979 & USC 1977

BLODGETT POOL — 6:41.84
*Harvard (Bobby Hackett, Jack
 Gauthier, Julian Mack, Mike Coglein)
 1979*



FLORIDA
 1979 Champion

1979 Championship Final

1. Florida (David Zubero, John Hillencamp, Keith Dickson, David Larson)	6:28.01
2. Auburn	6:28.13
3. UCLA	6:28.23
4. California	6:28.60
5. Tennessee	6:33.49
6. Southern California	6:34.56

1980 RESULTS

Championship Final

Name	Time	Name	Time
1. _____		4. _____	
2. _____		5. _____	
3. _____		6. _____	

Consolation Final

7. _____	10. _____
8. _____	11. _____
9. _____	12. _____

QUALIFIERS

Qualifying Standard: 6:46.50
 (subject to additions due to press time)
 see heat sheets at each session

U.C.L.A.	6:31.91
Auburn	6:34.34
Univ. of Texas	6:34.65
Univ. of Florida	6:35.71
Univ. Tennessee	6:37.10
S.M.U.	6:37.70
Univ. of Michigan	6:38.35
Univ. of Alabama	6:38.64
Indiana	6:39.33
Harvard	6:41.55
Arizona State	6:41.64
Unif. N. Carolina	6:42.84
Univ. of Arizona	6:44.23
S. Illinois	6:45.13
Univ. of Nebraska	6:45.29
Univ. of Miami	6:45.41
Univ. of Arkansas	6:45.52
Clemson	6:45.66
Long Beach State	6:45.66
U. South Carolina	6:45.72
Iowa State	6:45.80
Univ. Wisconsin	6:45.91
Univ. of Illinois	6:46.22
Dartmouth	6:46.27
Univ. Washington	6:46.37

Special Attention to Individuals —
 Special Discounts for Teams; Super-Market for
SPEEDO HIND-WELLS, and ARENA swimwear,
 KIEFER-McNEIL equipment, ACCUSPLIT,
 CRONUS, and PREMIER watches, or anything else.

Call Toll-Free
1-800-543-4459



Write for **FREE** catalog
 and price list



World Wide Aquatics, Inc.

509 Wyoming Avenue
 Cincinnati, Ohio 45215



ELSIE'S

Tickets & Lunch

Touch all bases at

ELSIE'S
 KENMORE SQUARE
 HARVARD SQUARE

Come in and enjoy our famous

Roast beef special

Salads

Big Burger

Desserts

at reasonable prices

ELSIE'S TICKET AGENCY

CONCERTS

THEATRES

SPORTS

NY THEATRES

645 Beacon Street 424-1300

71 Mount Auburn Street 864-0461

COMPETITOR[®] SWIM LANES

NUMBER
 ONE FROM
 START TO
 FINISH




COMPETITOR[®]

Manufactured by: KIEFER McNEIL
 Division of McNeil Corporation • 999 Sweitzer Avenue
 Akron, Ohio 44311 • (216) 253-7194
 In Europe Contact: M. Malmsten Training Equipment
 Back Vagen 22—S-29020 Åhus, Sweden



**SATURDAY
MARCH 29, 1980**



Preliminaries: 12:00 Noon

13. 100-Yard Freestyle
14. 200-Yard Backstroke
15. 200-Yard Breaststroke
16. 200-Yard Butterfly
15 minute interval
18. 400-Yard Freestyle Relay
12. 1650-Yard Freestyle (all but
last heat of time final)
17. 3-Meter Diving (Dives 6-8)

Finals: 7:30 P.M.

12. 1650-Yard Freestyle (last
heat of time final)
13. 100-Yard Freestyle
14. 200-Yard Backstroke
15. 200-Yard Breaststroke
16. 200-Yard Butterfly
17. 3-Meter Diving
18. 400-Yard Freestyle Relay

QUALIFIERS

Qualifying Standard: 15:36.66
(subject to additions due to press time)
see heat sheets at each session

Goodell, Brian—U.C.L.A. '81	15:06.67
Hackett, Bobby—Harvard '81	15:14.94
Asmuth, Paul—Arizona State	15:15.07
Martin, Kent—Univ. Tennessee	15:18.50
Larson, David—Univ. of Florida '81	15:21.00
Dougherty, Steven—Univ. Washington '81	15:21.15
Morley, Rickey—Auburn '81	15:22.20
Bauman, Chuck—S.M.U. '82	15:23.91
Corbisiero, Tony—Columbia '83	15:25.05
Towne, Doug—Univ. of Arizona '83	15:25.10
Borgstrom, Arne—Univ. of Alabama '82 ...	15:25.61
Parker, Dave—S. Illinois '81	15:26.32
Henika, Tom—Univ. of Arizona '80	15:26.69
Hillencamp, John—Univ. of Florida '82	15:27.14
Sharpe, Charles—Indiana '81	15:27.18
Vandermerwe, Etienne—Univ. of Miami '81	15:28.82
Hudson, Lane—Univ. of Miami '83	15:29.59
Menches, Bob—N. Carolina State '83	15:30.46
Loesch, James—Ohio State '80	15:30.85
Kegley, James—Indiana '80	15:32.65
Denny, Edward—West Virginia '81	15:34.07
Slocum, Thomas—Western Michigan '81 .	15:35.09
Countryman, Larry—Harvard '83	15:35.23
Rosenbaum, Richard—Univ. of Florida '80	15:35.43
Brown, Mike—S. Illinois '83	15:35.51
Schmidt, Andrew—Univ. of Texas '83	15:36.14

Event 12

1650 — YARD FREESTYLE

RECORDS

AMERICAN — 14:47.27
Brian Goodell, Mission Viejo
1979

NCAA — 14:54.13
Brian Goodell, UCLA
1979

NCAA MEET — 14:54.13
Brian Goodell, UCLA
1979

BLODGETT POOL — 15:30.37
Bobby Hackett, Harvard
1979



BRIAN GOODELL
UCLA
1979 Champion

1979 Championship Final

1. Brian Goodell, UCLA	14:54.13
2. Bobby Hackett, Harvard	15:08.07
3. Ed Ryder, UCLA	15:11.18
4. Paul Asmuth, Arizona State	15:11.36
5. Arne Borgstrom, Alabama	15:17.19
6. Brian Roney, USC	15:17.50

1980 RESULTS

Championship Final

Name	Time	Name	Time
1. _____		4. _____	
2. _____		5. _____	
3. _____		6. _____	

Consolation Final

7. _____	10. _____
8. _____	11. _____
9. _____	12. _____

Event 13

100 — YARD FREESTYLE



ANDREW COAN
Tennessee
1979 Champion

RECORDS

- AMERICAN — 43.25
Andrew Coan, Tennessee
1979
- NCAA — 43.25
Andrew Coan, Tennessee
1979
- NCAA MEET — 43.25
Andrew Coan, Tennessee
1979
- BLODGETT POOL — 45.46
Andy O'Hara, Princeton
1980

1979 Championship Final

1. Andrew Coan, Tennessee	43.25
2. John Newton, Tennessee	43.64
3. Rowdy Gaines, Auburn	43.96
4. Kirt Fredericks, USC	43.97
5. John Ebuna, Tennessee	44.06
6. David Larson, Florida	44.14

1980 RESULTS

Championship Final

Name	Time	Name	Time
1. _____	_____	4. _____	_____
2. _____	_____	5. _____	_____
3. _____	_____	6. _____	_____

Consolation Final

7. _____	10. _____
8. _____	11. _____
9. _____	12. _____

QUALIFIERS

Qualifying Standard: 0:45.42
(subject to additions due to press time)
see heat sheets at each session

Coan, Andy—Univ. Tennessee	0:43.80
Mc Cagg, David—Auburn '80	0:44.16
Jones, Sam—Arizona State	0:44.43
Kirchner, Kris—Univ. of Texas '81	0:44.50
Canales, Fernando—Univ. of Michigan '81	0:44.50
Hewson, Sam—Arizona State	0:44.59
Murray, Robert—Univ. of Michigan '81	0:44.69
Gaines, Ambrose—Auburn '81	0:44.71
Larson, David—Univ. of Florida '81	0:44.72
Carter, Rick—Univ. Pittsburgh	0:44.83
MacDonald, Stuart—U.C.L.A. '83	0:44.87
Leamy, Robin—U.C.L.A. '82	0:44.90
Kraus, Greg—S.M.U. '80	0:44.93
Lyght, Trent—Arizona State	0:44.99
Samples, Bob—S. Illinois '80	0:45.04
Dimick, Robert—Univ. of Alabama '80	0:45.06
Goosen, Guy—S.M.U. '80	0:45.06
St. Denis, Michael—Univ. of Florida '81	0:45.09
Hornby, Donald—Univ. of Alabama '82	0:45.12
Sharpe, Charles—Indiana '81	0:45.19
Wyatt, Steven—Univ. of Arizona '80	0:45.20
Ramirez, Robin—Univ. of Florida '81	0:45.22
McCarthy, Brendan—Univ. of Alabama '83	0:45.23
Redinger, Bill—S.M.U. '80	0:45.24
Griffith, Paul—Univ. of Michigan '80	0:45.28
Ostlund, Grant—Univ. of Florida '81	0:45.30
Finical, Eric—Univ. of Texas '83	0:45.31
McLaughlin—Indiana '81	0:45.34
Welbourn, Graham—Arizona State	0:45.35
Hart, David—Auburn '82	0:45.37
Hering, Brad—Arizona State	0:45.39
Jones, Anthony—Indiana '82	0:45.39

Event 14

200 — YARD BACKSTROKE


QUALIFIERS

Qualifying Standard: 1:51.89
(subject to additions due to press time)
see heat sheets at each session

Britt, Clay—Univ. of Texas '83	1:48.90
Mc Cagg, David—Auburn '80	1:49.33
Dickson, Keith—Univ. of Florida '80	1:49.33
Marsh, David—Auburn '80	1:49.67
Jackson, Bob—Univ. of Arizona '80	1:49.79
Ireland, Kenneth—Univ. N. Carolina '81	1:49.95
Nenon, Philip—Univ. of Texas '82	1:50.34
Shaw, Tim—Univ. of Arizona '80	1:50.89
Brackett, Richard—Univ. of Georgia '81	1:51.05
Solomon, Pete—N. Carolina State '83	1:51.12
Bailey, Sean—Univ. of Arizona '82	1:51.26
Raikula, Ron—Harvard '82	1:51.33
Patching, Glenn—Univ. of Arizona '82	1:51.36
Campbell, Douglas—Univ. of Houston '82 ..	1:51.42
Von Jouanne, Roger—S. Illinois '82	1:51.60
Weldon, Bobby—Univ. Tennessee	1:51.60
Seelye, Scott—Univ. Washington '82	1:51.66
Winegarner, Jim—S.M.U. '81	1:51.67
Swanson, Stu—Univ. Pittsburgh	1:51.69
Arante, Romulo—Indiana '80	1:51.71
Miller, Clinton—Univ. of Florida '81	1:51.73
Wood, Steven—Auburn '82	1:51.78
Smith, Brian—Univ. of Alabama '82	1:51.82

RECORDS

AMERICAN — 1:46.09
<i>John Naber, USC</i>
1977
NCAA — 1:46.09
<i>John Naber, USC</i>
1977
NCAA MEET — 1:46.09
<i>John Naber, USC</i>
1977
BLODGETT POOL — 1:52.20
<i>Ron Raikula, Harvard</i>
1979



PETER ROCCA
California
1979 Champion

1979 Championship Final

1. Peter Rocca, California	1:46.21
2. Mark Tonelli, Alabama	1:48.43
3. Jamie Fowler, USC	1:48.60
4. Marc Foreman, Tennessee	1:49.43
5. Mark Kerry, Indiana	1:49.90
6. Keith Dickson, Florida	1:50.11

1980 RESULTS

Championship Final


Name	Time	Name	Time
1. _____		4. _____	
2. _____		5. _____	
3. _____		6. _____	

Consolation Final

7. _____	10. _____
8. _____	11. _____
9. _____	12. _____

Event 15

200 — YARD BREASTSTROKE



GRAHAM SMITH
California
1979 Champion

RECORDS

- AMERICAN — 1:59.18**
Steve Lundquist, Tallman Pools
1979
- NCAA — 2:00.05**
Graham Smith, California
1977
- NCAA MEET — 2:00.05**
Graham Smith, California
1977
- BLODGETT POOL — 2:03.01**
David Lundberg, Harvard
1980

1979 Championship Final

1. Graham Smith, California	2:00.37
2. Jeff Freeman, California	2:01.81
3. Gary Faykes, Tennessee	2:02.10
4. Jim Johnson, California	2:02.82
5. Rob Long, UCLA	2:03.64
6. Bart Day, Southern Methodist	2:04.25

1980 RESULTS

Championship Final

Name	Time	Name	Time
1. _____		4. _____	
2. _____		5. _____	
3. _____		6. _____	

Consolation Final

7. _____	10. _____
8. _____	11. _____
9. _____	12. _____

GOOD LUCK

For an unbeatable combination try

SOUTHSWIM & ARENA

Southswim
2710 Chapel Hill Road

(919) 489-3948
Durham, NC 27707

QUALIFIERS

Qualifying Standard: 2:06.54

(subject to additions due to press time)
see heat sheets at each session

Lundquist, Steve—S.M.U. '83	2:00.54
Barrett, William—U.C.L.A. '82	2:00.54
Faykes, Gary—Univ. Tennessee	2:01.80
Restrepo, Pablo—S. Illinois '83	2:02.28
Meador, Richard—Louisiana State '80	2:02.31
Lundberg, David—Harvard '83	2:03.01
Span, Scott—Univ. of Texas '81	2:03.24
Stanton, Patrick—Long Beach State '80	2:03.28
Messer, David—Auburn '80	2:03.38
Long, Robert—U.C.L.A. '82	2:03.48
Steinhouse, G. Eric—Duke '80	2:03.63
Barron, James—Iowa State '82	2:03.96
Higginson, Greg—Univ. of Alabama '83	2:04.11
Nevid, Nick—Univ. of Texas '83	2:04.19
Greenwood, David—S.M.U. '80	2:04.33
Norling, Anders—S. Illinois '82	2:04.35
Ernsting, Tom—Univ. of Michigan '82	2:04.45
Stanisteban, Miguel—Auburn '82	2:04.60
Joyner, Mike—Univ. of Texas '80	2:05.19
Bader, Richard—Clemson '81	2:05.23
Woo, Christopher—U.C.L.A. '81	2:05.29
Levy, Helmuth—Univ. of Miami '80	2:05.49
Kent, Bruce—Yale '83	2:05.49
Carbone, Jim—Harvard '83	2:05.50
Day, Bart—S.M.U. '80	2:05.54
Doyle, Benn—Univ. of Missouri '80	2:05.59
Sproule, Steve—U. South Carolina '83	2:05.75
Barber, Mark—Pepperdine '82	2:05.87
Hopkins, Kelly—East Carolina '82	2:06.00
Price, Dave—Univ. of Michigan '80	2:06.06
Arakaki, Daniel—Univ. of Hawaii '82	2:06.06
Frentsos, Joseph—Indiana '82	2:06.09
Vandersluis, Jan—Univ. of Miami '83	2:06.23
Mulbarger, Marc—Univ. of Florida '83	2:06.41
Pidgeon, Sandy—Univ. Pittsburgh	2:06.43
Long, Donald—Auburn '83	2:06.44
Gober, Kerwin—Arizona State	2:06.47
Lazar, Robert—Univ. of Michigan '81	2:06.50
Mintz, Thomas—Yale '83	2:06.52

QUALIFIERS

Qualifying Standard: 1:49.89
(subject to additions due to press time)
see heat sheets at each session


Stuart, Jeff—Univ. of Arizona '83	1:46.42
Beardsley, Craig—Univ. of Florida '82	1:46.88
Bartle, Tony—U.C.L.A. '80	1:47.02
Paulus, William—Univ. of Texas '83	1:47.92
Saphir, Michael—U.C.L.A. '81	1:48.20
Jagenburg, Greg—Univ. of Arizona '81	1:48.30
Von Jouanne, Roger—S. Illinois '82	1:48.48
Ostund, Grant—Univ. of Florida '81	1:48.52
Jaramillo, Jorge—S. Illinois '80	1:48.68
Fuller, Ed—S.M.U. '81	1:48.70
Perry, William—Univ. of Florida '81	1:49.11
Crosset, Todd—Univ. of Texas '82	1:49.21
Vervoorn, Kees—S. Illinois '83	1:49.22
Forrester, William—Auburn '80	1:49.39
Kizer, James—Univ. of Florida '81	1:49.45
Lindell, Tommy—Univ. of Alabama '82	1:49.49
Clinton, Keith—Univ. of Alabama '83	1:49.49
Smith, Steven—Auburn '83	1:49.57
Sawchuk, William—Univ. of Florida '82	1:49.61
Fober, Kevin—Univ. Wisconsin '83	1:49.63
Placak, Robert—U.C.L.A. '81	1:49.71
Auger, Kevin—Indiana '83	1:49.75
Rosenbaum, Richard—univ. of Florida '80	1:49.80
Havlik, John—West Virginia '80	1:49.83
Murtagh, Patrick—Univ. of Maryland '80	1:49.85
Zubero, David—Univ. of Florida '81	1:49.88

Event 16

200 — YARD BUTTERFLY

RECORDS

AMERICAN — 1:45.27
<i>Michael Bruner, Stanford</i>
1977
NCAA — 1:45.27
<i>Michael Bruner, Stanford</i>
1977
NCAA MEET — 1:45.27
<i>Michael Bruner, Stanford</i>
1977
BLODGETT POOL — 1:47.85
<i>William Specht, Princeton</i>
1980



PAR ARVIDSSON
California
1979 Champion

1979 Championship Final

1. Par Arvidsson, California	1:45.53
2. Craig Beardsley, Florida	1:46.57
3. Glynn Perry, Florida	1:46.90
4. Philip Hubble, Houston	1:47.42
5. William Forrester, Auburn	1:47.58
6. Bill O'Brian, USC	1:47.81

1980 RESULTS

Championship Final

Name	Time	Name	Time
1. _____		4. _____	
2. _____		5. _____	
3. _____		6. _____	

Consolation Final

7. _____		10. _____	
8. _____		11. _____	
9. _____		12. _____	

Event 17

3 — METER DIVING



MATTHEW CHELICH
Michigan
1979 Champion

The diving events for the NCAA Championships will be conducted as follows: All divers will perform the first five dives for the preliminary round (2 required, 3 optional). The field will be cut to the highest scoring 24 divers, who will perform the remaining three required dives for the semifinal round. The highest scoring 12 divers will complete the three remaining optional dives for the final round.

1979 Championship Final

1. Matthew Chelich, Michigan	527.85
2. Greg Louganis, Miami (Fla.)	523.20
3. Christopher Snode, Florida	516.70
4. Rob Bollinger, Indiana	512.65
5. Brent Fichter, Tennessee	496.20
6. Niki Stajkovic, Indiana	486.70

1980 RESULTS

Championship Final

Name	Time	Name	Time
1. _____		4. _____	
2. _____		5. _____	
3. _____		6. _____	

Consolation Final

7. _____	10. _____
8. _____	11. _____
9. _____	12. _____

QUALIFIERS

Qualifying Standard: 475.00
(subject to additions due to press time)
see heat sheets at each session

Rogas, Peter—Louisiana State '80
 Meckstroth, Jeffry—Ohio University '81
 Carter, Jeff—Univ. Tennessee
 Goddard, John—Univ. Tennessee
 Hinrichs, Scott—Univ. of Nebraska '82
 Elliott, Steve—Univ. of Nebraska '82
 Burgering, LDrew—Auburn '80
 Schramm, Steve—Harvard '80
 Ryan, James—Ohio State '83
 Samuelson, Arthur—Ohio State '82
 Wright, Kevin—Ohio State '82
 Cook, Michael—Univ. of Texas '81
 Scott, Tony—Univ. of Texas '80
 Gurnee, Mike—Columbia '80
 Breitfeller, Paul—N. Carolina State '81
 Posyton, Ron—N. Carolina State '82
 Snively, David—S.M.U. '82
 Tennant, Rick—S.M.U. '81
 Weyhrauch, Jim—S.M.U. '81
 Chester, Earl—Univ. of Alabama '81
 Ward, Jonathan—Univ. of Georgia '81
 Bollinger, Robert—Indiana '82
 Harrington, Pat—Indiana '83
 Stajkovic, Niki—Indiana '81
 Mac Askill, Douglas—Indiana '80
 Ericson, Duwan—Arizona State
 Jolley, Ed—Clemson '83
 Theobald, Rick—S. Illinois '81
 Le Maire, Thomas—Univ. of Florida '83
 Snode, Christopher—Univ. of Florida '80
 Machermer, Kevin—Univ. of Michigan '81
 Merriott, Ron—Univ. of Michigan '82
 Vigiletti, Ken—Univ. of Michigan '81
 Winkler, Scott—Univ. Pittsburgh
 Mc Corkle, Mike—U. South Carolina '83
 Chelich, Christopher—Univ. Wisconsin '82
 De Cloux, Graig—Univ. Wisconsin '81

Event 18

400 — YARD FREE RELAY

QUALIFIERS

Qualifying Standard: 3:03.85
(subject to additions due to press time)
see heat sheets at each session

Arizona State	2:57.21
Auburn	2:57.95
Univ. Of Texas	2:58.09
Univ. of Michigan	2:58.66
U.C.L.A.	2:58.91
Univ. of Florida	2:59.67
S.M.U.	3:00.22
Univ. Tennessee	3:00.50
Univ. of Alabama	3:00.65
Indiana	3:01.59
Univ. of Arkansas	3:01.79
Univ. N. Carolina	3:02.24
Harvard	3:02.82
Univ. of Arizona	3:03.03
S. Illinois	3:03.10
Univ. of Missouri	3:03.15
Univ. of Nebraska	3:03.38
Clemson	3:03.49
Univ. Wisconsin	3:03.82
Long Beach State	3:03.82
Univ. Pittsburgh	3:03.85

RECORDS

AMERICAN — 2:54.54

*Tennessee (Newton, Rindahl,
Ebuna, Coan)
1979*

NCAA — 2:54.54

*Tennessee (Newton, Rindahl,
Ebuna, Coan)
1979*

NCAA MEET — 2:54.74

*Tennessee (John Ebuna, John Newton,
Marc Foreman, Andrew Coan)
1979*

BLODGETT POOL — 3:01.23

*Princeton (Andy Saltzman,
Andy O'Hara, Alan Fine,
Howard Nelson)
1980*



TENNESSEE
1979 Champion

1979 Championship Final

1. Tennessee (John Ebuna, John Newton, Marc Foreman, Andrew Coan)	2:54.74
2. Auburn	2:56.86
3. Southern California	2:57.35
4. California	2:57.36
5. UCLA	2:57.40
6. Florida	2:58.74

1980 RESULTS

Championship Final

Name	Time	Name	Time
1. _____		4. _____	
2. _____		5. _____	
3. _____		6. _____	

Consolation Final

7. _____	10. _____
8. _____	11. _____
9. _____	12. _____

(Continued from Page 8)

Goodell is six for six (500-1650 frees, 400 IM) his first two years at Westwood and he's aiming to make it nine for nine at Harvard.

When he won his unique triple the first time at Long Beach in 1978 (it had never been done before — those three particular races) Goodell joined the illustrious Mark Spitz and John Naber as the only freshmen to ever triple at the NCAA Championship.

If he wins his expected three this weekend, only Naber will be ahead of him in total career wins. Long John has 10, while Washington's Jack Medica and SC's Roy Saari won nine each.

The Bruins are strong in the distances with Goodell and captain Tony Bartel (a fine flyer in his own right), and in the sprints will rely on All-America sophomore Robin Leamy. The fly is a UCLA strongpoint with Pan-Am Games 100 champ Bob Placak and Mike Saphir, who was a national finalist two years ago in the 400 IM.

UCLA also has Montreal Olympian Chris Woo in the breaststrokes plus IMer-breaststroker-sprinter Bill Barrett, a versatile competitor who could triple in both breaststrokes and the 200 IM.

Coach Peter Daland's Southern Cal Trojans, four-time winners during the seventies (1974-77), has the "F Boys" — Jeff Float, Jamie Fowler and Kurt Fredericks — as their "big guns." Float, World Champion in the 400 free in 1978, can score in the distances, 200 fly and 400 IM. Fowler is a threat to win both backstrokes and the 200 IM while Fredericks is a fast flyer-sprinter.

SC can also call upon such talents as breastroker-IMer Scot Matsuda, Canadian Olympian Steve Pickell (100 back, 100 fly), sprinter Mike Malony and Swedish breastroker Jan Sjostrom.

Other teams capable of cracking the Top 10 include Tennessee, with Coan, freestyler Kent Martin, backroker-IMer Bob Weldon and breastroker Gary Faykes; SMU, with double Pan-Am breaststroke gold medalist Steve Lundquist, favored in both breast and the 200 IM events; Indiana, with PAG 100 back silver medalist Romulo Arantes and flyer Jim Halliburton plus freestyler Chuck Sharpe and breastroker Marc Schlatter; Stanford, with backroker Wade Flemons, breastroker-IMer John Simons and new head coach Skip Kenney; Southern Illinois and Iowa, which threatened to give Indiana a run for the Big 10 title.

Finally, there's Michigan, led by sprinters Fernando Canales and Bob Murray and breastrokers Bob Lazar and Tom Ernsting; Arizona, with all its prior NCAA champions (Tim Shaw, Bob Jackson, Greg Jagenburg) now eligible after transferring (with Coach Dick Jochums) from Cal. State Long Beach; and host Harvard, with IMer-breastroker David Lundberg distance free aces Hackett and Larry Countryman, and backroker Ron Raikula.



The NAAs have long been acclaimed as swimming's most outstanding competition. Combine the stress of three relays all squeezed into three days and, baby, you've got a real pressure cooker. There just isn't any rest and by the third day, 12 swims after the gun sounded for the first event, the competitor is mentally and physically drained.

The competition is the toughest. The qualifying standards the highest. The emotional strain the greatest.


But, Goodell concludes, "I wouldn't want it any other way."

Paragon Equipment

YOUR SILENT PARTNER IN WINNING!



COMPETITIVE STARTING PLATFORMS



GEARED ADJUSTABLE FULCRUMS



PARAFLYTE DIVING STANDS



WATER POLO GOALS

Compensate for competition with quality Paragon deck & underwater equipment. Meets AAU, NCAA & FINA standards. Write for catalog.



KDI Paragon Inc.

PUT US ON YOUR TEAM.

12 PAULDING ST., PLEASANTVILLE, N.Y. 10570 914-769-6221

HARVARD VS. CORNELL LACROSSE

**Saturday, March 29, 1980
Business School Field
— 2:00 p.m. —**

Be on hand when these two national powers clash in classic Ivy League fashion.

Qwip

means business connections.

The scores are in and you only have a few minutes to get your copy into the newspaper to meet the deadline. Meet the solution . . . QWIP® facsimile machines. Qwip Systems has complete lines of facsimile products that transmit exact copies of pictures, sketches, words, diagrams, charts, almost anything you can fit on an 8½" x 11" sheet of paper across town or across country in just minutes over ordinary telephone lines.

No wasted time—information where it's needed, when it's needed. No wonder, in thousands of offices big and small, the easy-to-use and easily affordable QWIP means business connections.

Division of Exxon Enterprises Inc.
5551 VANGUARD RD., Q-TAC
ORLANDO, FLORIDA 32809
Call toll free 800-327-6666
In Florida call 800-432-7777

Qwip
EXXON INFORMATION SYSTEMS

QWIP is a registered trademark of Exxon Corporation.

INTERNATIONAL SWIMMING HALL OF FAME



The Swimming Hall of Fame is recognized as the leading information center for all interested in facts, figures, photographs and stories about swimming, diving, water polo, marathon and synchronized swimming and any other aquatic discipline.

Since its 1965 founding, the Swimming Hall of Fame has created the definitive Aquatic Library, hundreds of films and video tapes, colorful displays on each of the over 200 Honorees, trophies, medals, memorabilia and a unique aquatic art collection.

It is more than a hall of fame—it's a slice of sports history. And it's open every day of the year. Find out for yourself. Visit us.

THE AQUATICS SPORTS SHOWCASE FOR THE WORLD

International Swimming Hall of Fame
1 Hall of Fame Drive
Fort Lauderdale, Florida 33316
305/462-6536

THE 1979 CHAMPIONSHIPS

(March 22-24, 1979)

The University of California Golden Bears, riding the crest of six individual event victories, won their first National Collegiate Swimming Championship in the 1979 event held at Cleveland State University.

Canadian junior Graham Smith led the California charge with firsts in the 100 yard breaststroke (NCAA Record 54.91), 200 yard breaststroke (2:00.37) and 200 yard individual medley (1:48.44). Sophomore Par Arvidsson swept the butterfly races for Cal, while senior Peter Rocca won the 200 yard backstroke. A record-setting 400 yard medley relay swim (3:15.22) helped raise the Bear margin of victory to 60 points over Pac-10 champion USC, 287-227.

UCLA sensation Brian Goodell matched Smith with 3 individual titles as he set 3 NCAA and 2 American

records in winning the 500 yard freestyle (4:16.43), 1650 yard freestyle (14:54.13), and the 400 yard individual medley (3:50.80) races.

Tennessee junior Andy Coan won the 100 and 200 yard freestyle events and Auburn's Rowdy Gaines copied the 50 yard freestyle title.

Divers Greg Louganis of Miami (Fla.) and Matt Chelich of Michigan put on a two-man show, trading the top 2 spots. Louganis won the 1 meter and Chelich the 3 meter event.

Florida (224 points), defending champion and consensus favorite Tennessee (221), and UCLA (197) closed out the top five in the chase for the team title.

Team Scoring

California	287	Miami (Fla.)	38	Long Beach State	9
Southern Cal.	227	Harvard	35	Iowa	8
Florida	224	Arizona State	24	Minnesota	8
Tennessee	221	Stanford	23	North Carolina	7
UCLA	197	Southern Illinois	19	Ohio State	5
Auburn	160	Louisiana State	17	Texas-Arlington	4
Indiana	104	Arizona	14	Florida State	2
Alabama	90	Houston	14	Pittsburgh	2
Southern Methodist	76	Missouri	13	Wisconsin	1
Michigan	61	Texas	12		
N. Carolina State	41	Arkansas	10		

Individual Champions

50 YARD FREESTYLE

Rowdy Gaines, Auburn..... 19.99

100 YARD FREESTYLE

Andrew Coan, Tennessee..... 43.42

200 YARD FREESTYLE

Andrew Coan, Tennessee..... 1:35.62

500 YARD FREESTYLE

Brian Goodell, UCLA..... 4:16.43

1650 YARD FREESTYLE

Brian Goodell, UCLA..... 14:54.13

100 YARD BACKSTROKE

Carlos Berrocal, Alabama..... 49.71

200 YARD BACKSTROKE

Peter Rocca, California..... 1:46.21

100 YARD BREASTSTROKE

D. Graham Smith, California..... 54.91

200 YARD BREASTSTROKE

D. Graham Smith, California..... 2:00.37

100 YARD BUTTERFLY

Par Arvidsson, California..... 47.76

200 YARD BUTTERFLY

Par Arvidsson, California..... 1:45.53

200 YARD INDIVIDUAL MEDLEY

D. Graham Smith, California..... 1:48.44

400 YARD INDIVIDUAL MEDLEY

Brian Goodell, UCLA..... 3:50.80

1 METER DIVING

Greg Louganis, Miami (Fla.)..... 513.75

3 METER DIVING

Matthew Chelich, Michigan..... 527.85

400 YARD FREESTYLE RELAY

Tennessee (Ebuna, Newton, Foreman, Coan)..... 2:54.74

800 YARD FREESTYLE RELAY

Florida (Zubero, Hillencamp, Dickson, Larson)..... 6:28.01

400 YARD MEDLEY RELAY

California (Rocca, Smith, Arvidsson, Holmertz)..... 3:15.22




**WE'LL PUT
YOU WAY
AHEAD
OF THE
COMPETITION.**

THE SWIM SHOP

1400 8TH AVE. SOUTH
P.O. BOX 1402
NASHVILLE, TN 37203

The Swim Shop



JOIN THE TEAM

From Arena. Some of the fastest and most stylish competition swimsuits available. Top clubs all over the world swim and win in Arena.

**SOUTHSWIM
& arena®**
an unbeatable
combination



the champion's swimwear.

SOUTHSWIM

919-489-3948

2710 CHAPEL HILL ROAD

DURHAM, NORTH CAROLINA 27707


TAC

The Architects Collaborative Inc.

TURNER

Turner Construction Company

Architects and Builders
of the new
Harvard Athletic Facilities



THE NATIONAL CHAMPIONSHIP ...A STATISTICAL HISTORY

Team Championship Results

Year	Host	Champion	Coach	Points	Runner-Up	Points
1937	Minnesota	Michigan	Matt Mann	75	Ohio State	39
1938	Rutgers	Michigan	Matt Mann	46	Ohio State	45
1939	Michigan	Michigan	Matt Mann	65	Ohio State	58
1940	Yale	Michigan	Matt Mann	45	Yale	42
1941	Michigan State	Michigan	Matt Mann	61	Yale	58
1942	Harvard	Yale	Robert J. H. Kiphuth	71	Michigan	39
1943	Ohio State	Ohio State	Mike Peppe	81	Michigan	47
1944	Yale	Yale	Robert J. H. Kiphuth	39	Michigan	38
1945	Michigan	Ohio State	Mike Peppe	56	Michigan	48
1946	Yale	Ohio State	Mike Peppe	61	Michigan	37
1947	Washington	Ohio State	Mike Peppe	66	Michigan	39
1948	Michigan	Michigan	Matt Mann	44	Ohio State	41
1949	North Carolina	Ohio State	Mike Peppe	49	Iowa	35
1950	Ohio State	Ohio State	Mike Peppe	64	Yale	43
1951	Texas	Yale	Robert J. H. Kiphuth	81	Michigan State	60
1952	Princeton	Ohio State	Mike Peppe	94	Yale	81
1953	Ohio State	Yale	Robert J. H. Kiphuth	96½	Ohio State	73½
1954	Syracuse	Ohio State	Mike Peppe	94	Michigan	67
1955	Miami (Ohio)	Ohio State	Mike Peppe	90	Yale, Michigan	51
1956	Yale	Ohio State	Mike Peppe	68	Yale	54
1957	North Carolina	Michigan	Gus Stager	69	Yale	61
1958	Michigan	Michigan	Gus Stager	72	Yale	63
1959	Cornell	Michigan	Gus Stager	137½	Ohio State	44
1960	So. Methodist	Southern Calif.	Peter Daland	87	Michigan	73
1961	Washington	Michigan	Gus Stager	85	Southern Calif.	62
1962	Ohio State	Ohio State	Mike Peppe	92	Southern Calif.	46
1963	No. Carolina St.	Southern Calif.	Peter Daland	81	Yale	77
1964	Yale	Southern Calif.	Peter Daland	96	Indiana	91
1965	Iowa State	Southern Calif.	Peter Daland	285	Indiana	278½
1966	Air Force	Southern Calif.	Peter Daland	302	Indiana	286
1967	Michigan State	Stanford	Jim Gaughran	275	Southern Calif.	260
1968	Dartmouth	Indiana	James Councilman	346	Yale	253
1969	Indiana	Indiana	James Councilman	427	Southern Calif.	306
1970	Utah	Indiana	James Councilman	332	Southern Calif.	235
1971	Iowa State	Indiana	James Councilman	351	Southern Calif.	260
1972	Army	Indiana	James Councilman	390	Southern Calif.	371
1973	Tennessee	Indiana	James Councilman	358	Tennessee	294
1974	Long Beach St.	Southern Calif.	Peter Daland	339	Indiana	338
1975	Cleveland State	Southern Calif.	Peter Daland	344	Indiana	274
1976	Brown	Southern Calif.	Peter Daland	398	Tennessee	237
1977	Cleveland State	Southern Calif.	Peter Daland	385	Alabama	204
1978	Long Beach St.	Tennessee	Ray Bussard	307	Auburn	185
1979	Cleveland State	California	Nort Thornton	287	Southern California	227

No team points were awarded from 1924 through 1936. Host Institutions for these years: 1924 - Navy; 1925 - Northwestern; 1926 - Navy; 1927 - Iowa; 1928 - Pennsylvania; 1929 - Washington (Mo.); 1930 - Harvard; 1931 - Northwestern; 1932 - Michigan; 1933 - Yale; 1934 - Ohio State; 1935 - Harvard; 1936 - Yale.

Number of Team Championships

Ohio State	11	Southern California	9	Yale	4	California	1
Michigan	10	Indiana	6	Stanford	1	Tennessee	1

Number of Individual Champions, All-Time

Ohio State	112	UCLA	18	Illinois	7	Southern Meth.	3
Michigan	112	Minnesota	13	Auburn	5	Texas Arlington	3
Southern Cal.	82	Rutgers	13	N. Carolina St.	5	Wayne State	3
Indiana	75	Washington	12	Alabama	4	Williams	3
Yale	60	California	11	Brigham Young	4	Arizona State	2
Stanford	40	Iowa	9	LaSalle	4	Dartmouth	2
Northwestern	26	Long Beach St.	9	Miami Fla.	4	Florida State	2
Tennessee	24	Harvard	8	North Carolina	4	Oklahoma	2
Michigan State	20	Navy	8	Texas	4	Wisconsin	2
Princeton	20	Columbia	7				

Each of the following institutions has had one champion: Air Force, Amherst, Brown, California-Santa Barbara, Cincinnati, Cornell, N.Y., Cortland State, Denver, Florida, Franklin & Marshall, Georgia, Georgia Tech, Miami, Ohio, Oregon, Purdue, Utah, Villanova, Wesleyan, Note: The above table includes co-championships. Relay victories count one for each event.

Number of Individual Champions, One Year

Nine Titles
Ohio State - 1954
Indiana - 1969

Seven Titles
Ohio State - 1946, 1962
Southern California - 1974, 1976

Eight Titles
Michigan - 1937
Ohio State - 1955
Southern California - 1964, 1977
Indiana - 1971

Six Titles
Ohio State - 1953
Michigan - 1959
Southern California - 1960
Indiana - 1965, 1972, 1973
Stanford - 1967
California - 1979

"Hey! Your hair smells clean,
not like chlorine.
Skip swimming today?"



NOW you can shower off the harsh chlorine you soak up in pools! Ordinary shampoos and soaps don't wash away chlorine. You need the new **Ultraswim™** anti-chlorine treatments, made especially for swimmers.

Mild **Ultraswim Shampoo** will leave your hair chlorine-free. Special formula stops greening and hair damage. Extra conditioners make your pool-punished hair healthy looking and easy to manage. Use **Ultraswim Soap** for skin that's soft and smooth, not tight and dry. Recommended by U.S. Olympic Diving Coach Ron O'Brien. Unconditionally guaranteed!



Ultraswim™

If your dealer does not have Ultraswim yet, ask him to call
Eljenn International Corp., Watertown, Mass. 02172, (617) 926-3133.

Nobody can do it
like McDonald's can™



1270 SOLDIER'S FIELD RD.
BRIGHTON

THE PROBLEM SOLVER

AQUA KING CUTS LABOR... SAVES TIME AND MONEY



If you own or operate a municipal, school, college, institute pool...hotel, motel, condominium pool...any public or semi-public pool...and one of your major problems is getting and paying for good workers...

Aqua King can solve your problem. It will save you *at least* 10 man-hours a week on smaller pools...much more on larger pools. To clean a pool with Aqua King takes about 10 man-*minutes*...to place it in the pool and plug it in an outlet...and to hose down Aqua King's filter when the job is done.

Because it vacuums into its own filter, Aqua King cuts backwashing the main filters by 75% or more. It picks up leaves, stones, twigs and the finest debris *before* they get to the leaf trap or filter.

Thousands of Aqua Kings have been in use for 8 years or more.

The TRULY AUTOMATIC
POOL CLEANER FOR PUBLIC
AND SEMI-PUBLIC POOLS

Cleans up to 4,500 square feet per hour...

AQUA-VAC
SYSTEMS inc.



1441 North West First Court
Boca Raton, Florida 33432
(905) 395-3395

AQUA KING

THE NATIONAL CHAMPIONSHIP ...A STATISTICAL HISTORY

(Continued)

All Time Individual Champions

50-Yard Freestyle

- 1925 Arthur Rule, Navy, 23.9°
- 1926 Harry Lewis, Rutgers, 25.0°°
- 1927 William Wright, Columbia, 24.9°°
- 1928 John Bryant, Dartmouth, 24.3
- 1929 John Bryant, Dartmouth, 24.0
- 1930 Al Schwartz, Northwestern, 24.0
- 1931 Edward Scherer, Princeton, 24.6
- 1932 John McKelvey, Stanford, 24.0
- 1933 Raymond Thompson, Navy, 23.8
- 1934 Charles Flachmann, Illinois, 23.8
- 1935 Charles Flachmann, Illinois, 23.0
- 1936 Ray Walters, Iowa, 23.2
- 1937 Ed Kirar, Michigan, 23.2
- 1938 Ed Kirar, Michigan, 23.2
- 1939 Charles Karker, Michigan, 23.5
- 1940 Guy Lumsden, Wayne St. (Mich.), 23.1
- 1941 Charles Barker, Michigan, 23.0
- 1942 Bob Amundsen, Northwestern, 23.4
- 1943 Henry Kozlowski, Northwestern, 22.1
- 1944 Alan Ford, Yale, 22.2
- 1945 Merton Church, Michigan, 23.2
- 1946 Robert Anderson, Stanford, 23.1
- 1947 Richard Weinberg, Michigan, 23.3
- 1948 Robert Anderson, Stanford, 23.3
- 1949 Richard Weinberg, Michigan, 23.1
- 1950 Edward Garst, Iowa, 23.4
- 1951 Clark Scholes, Michigan State, 22.9
- 1952 Richard Cleveland, Ohio State, 22.3
- 1953 Don Hill, Michigan, 22.4
- 1954 Richard Cleveland, Ohio State, 22.3
- 1955 Kerry Donovan, Yale, 22.8
- 1956 Robin Moore, Stanford, 22.1
- 1957 Rex Aubrey, Yale, 22.1
- 1958 Robert Keiter, Amherst, 22.1
- 1959 Gary Morris, Iowa, 22.4
- 1960 Fred Westphal, Wisconsin, 22.3
- 1961 Bruce Hunter, Harvard, 21.9
- 1962 Frank Legacki, Michigan, 21.4
- 1963 Steven Jackman, Minnesota, 21.1
- 1964 Steven Jackman, Minnesota, 21.2
- 1965 Mike Austin, Yale, 21.0
- 1966 Steve Clark, Yale, 21.2
- 1967 James VanKennen, Wesleyan, 21.39
- 1968 Zac Zorn, UCLA, 21.12
- 1969 Dan Frawley, Southern Calif., 21.04
- 1970 David Edgar, Tennessee, 20.93
- 1971 David Edgar, Tennessee, 20.30
- 1972 David Edgar, Tennessee, 20.442
- 1973 John Trembley, Tennessee, 20.337
- 1974 John Trembley, Tennessee, 20.234
- 1975 Joe Bottom, Southern Calif., 20.118
- 1976 Joe Bottom, Southern Calif., 20.08
- 1977 Joe Bottom, Southern Calif., 19.75
- 1978 Andrew Coan, Tennessee, 20.29
- 1979 Rowdy Gaines, Auburn, 19.99

100-Yard Freestyle

- 1925 Ralph Breyer, Northwestern, 55.0°
- 1926 Peter Wyckoff, Navy, 55.5°°
- 1927 Carl Darnall, Michigan, 56.9°°
- 1928 Carl Darnall, Michigan, 55.0
- 1929 Al Schwartz, Northwestern, 53.2
- 1930 Al Schwartz, Northwestern, 55.0
- 1931 George Kojac, Rutgers, 52.6
- 1932 Walter Spence, Rutgers, 53.6
- 1933 Walter Spence, Rutgers, 52.4
- 1934 Walter Spence, Rutgers, 51.6
- 1935 Charles Flachmann, Illinois, 52.4
- 1936 Charles Hutter, Harvard, 52.9
- 1937 Ed Kirar, Michigan, 52.3
- 1938 Ed Kirar, Michigan, 52.7
- 1939 Charles Barker, Michigan, 52.9
- 1940 Gus Sharemet, Michigan, 51.8
- 1941 Bill Prew, Wayne St. (Mich.), 52.1
- 1942 Howard Johnson, Yale, 52.4
- 1943 John Patten, Michigan, 52.0
- 1944 Alan Ford, Yale, 49.7
- 1945 Merton Church, Michigan, 52.3
- 1946 Halo Hirose, Ohio State, 52.1
- 1947 Richard Weinberg, Michigan, 52.2
- 1948 Wally Ris, Iowa, 51.5
- 1949 Wally Ris, Iowa, 50.4
- 1950 Clark Scholes, Michigan State, 50.9
- 1951 Clark Scholes, Michigan State, 51.0
- 1952 Clark Scholes, Michigan State, 49.9
- 1953 Reid Patterson, Georgia, 50.5
- 1954 Richard Cleveland, Ohio State, 50.0
- 1955 Rex Aubrey, Yale, 50.7
- 1956 Al Kuhn, Northwestern, 49.3
- 1957 Henry Dyer, Harvard, 49.4
- 1958 Donald Patterson, Mich. State, 49.5
- 1959 Frank Legacki, Michigan, 49.6
- 1960 Peter Lusk, Yale, 49.4
- 1961 Steven Jackman, Minnesota, 48.5
- 1962 Steven Jackman, Minnesota, 47.5
- 1963 Per Ola Lindberg, So. Calif., 47.1
- 1964 Steve Clark, Yale, 46.3
- 1965 Steve Clark, Yale, 46.1
- 1966 Don Roth, Calif. Santa Barbara, 46.87
- 1967 Ken Walsh, Michigan State, 45.67
- 1968 Zac Zorn, UCLA, 45.45
- 1969 Fran Heath, UCLA, 46.24

- 1970 David Edgar, Tennessee, 46.06
- 1971 David Edgar, Tennessee, 44.69
- 1972 David Edgar, Tennessee, 45.003
- 1973 John Trembley, Tennessee, 45.090
- 1974 Joe Bottom, Southern Calif., 45.067
- 1975 Jonty Skinner, Alabama, 43.927
- 1976 James Montgomery, Indiana, 44.39
- 1977 David Fairbank, Stanford, 43.68
- 1978 Andrew Coan, Tennessee, 44.10
- 1979 Andrew Coan, Tennessee, 43.42

100-Meter Freestyle

- 1924 Ralph Breyer, Northwestern, 1:01.6°°

200-Meter Freestyle

- 1924 Ralph Breyer, Northwestern, 2:27.6°°

200-Yard Freestyle

- 1963 Steve Clark, Yale, 1:46.3
- 1964 Steve Clark, Yale, 1:44.4
- 1965 Roy Saari, Southern Calif., 1:42.9
- 1966 Roy Saari, Southern Calif., 1:44.66
- 1967 Greg Buckingham, Stanford, 1:41.46
- 1968 Don Schollander, Yale, 1:42.04
- 1969 Mark Spitz, Indiana, 1:39.53
- 1970 Juan Bello, Michigan, 1:42.70
- 1971 James McConica, So. Calif., 1:39.75
- 1972 Jerry Heidenreich, So. Meth., 1:38.357
- 1973 James McConica, So. Calif., 1:39.625
- 1974 James Montgomery, Indiana, 1:39.188
- 1975 George McDonnell, UCLA, 1:38.042
- 1976 James Montgomery, Indiana, 1:36.53
- 1977 Bruce Furniss, So. Calif., 1:36.16
- 1978 Bruce Furniss, So. Calif., 1:37.02
- 1979 Andrew Coan, Tennessee, 1:35.62

220-Yard Freestyle

- 1925 Dick Howell, Northwestern, 2:23.7°°
- 1926 Wally O'Connor, Stanford, 2:26.1°°
- 1927 Paul Samson, Michigan, 2:26.6
- 1928 Bud Shields, Brigham Young, 2:19.8
- 1929 Bud Shields, Brigham Young, 2:19.2
- 1930 Al Schwartz, Northwestern, 2:16.6
- 1931 Austin Clapp, Stanford, 2:18.0
- 1932 John Schmieler, Michigan, 2:15.4
- 1933 Ted Wiget, Stanford, 2:16.0
- 1934 Jack Medica, Washington, 2:13.2
- 1935 Jack Medica, Washington, 2:11.5
- 1936 Jack Medica, Washington, 2:09.6
- 1937 Tom Haynie, Michigan, 2:11.5
- 1938 William Kendall, Harvard, 2:12.0
- 1939 Tom Haynie, Michigan, 2:11.7
- 1940 Howard Johnson, Yale, 2:13.1
- 1941 Howard Johnson, Yale, 2:12.5
- 1942 John Patten, Michigan, 2:10.0
- 1943 Bill Smith, Ohio State, 2:09.8
- 1944 Eugene Rogers, Columbia, 2:11.0
- 1945 Eugene Rogers, Columbia, 2:14.6
- 1946 Jack Hill, Ohio State, 2:11.3
- 1947 Bill Smith, Ohio State, 2:10.4
- 1948 Bill Smith, Ohio State, 2:09.5
- 1949 Bill Smith, Ohio State, 2:08.5
- 1950 John Blum, Yale, 2:10.0
- 1951 John Marshall, Yale, 2:05.6
- 1952 Wayne Moore, Yale, 2:06.8
- 1953 Jimmy McLane, Yale, 2:06.9
- 1954 Jack Wardrop, Michigan, 2:05.0
- 1955 Jack Wardrop, Michigan, 2:04.2
- 1956 William Woolsey, Indiana, 2:04.7
- 1957 William Woolsey, Indiana, 2:02.5
- 1958 Roger Anderson, Yale, 2:03.7
- 1959 Richard Hanley, Michigan, 2:04.3
- 1960 Tom Winters, So. Calif., 2:02.1
- 1961 Murray Rose, So. Calif., 2:00.6
- 1962 Jim Spreitzer, Illinois, 2:00.9

400-Meter Freestyle

- 1924 Richard Howell, Northwestern, 5:28.9°°

440-Yard Freestyle

- 1925 John Hawkins, Princeton, 5:24.5°°
- 1926 Wally O'Connor, Stanford, 5:23.8°°
- 1927 Paul Samson, Michigan, 5:28.7°°
- 1928 Bud Shields, Brigham Young, 5:08.2
- 1929 Bud Shields, Brigham Young, 4:47.8
- 1930 Ray Ruddy, Columbia, 4:55.6
- 1931 Buster Crabbe, So. California, 5:02.0
- 1932 Ted Wiget, Stanford, 4:58.6
- 1933 Ted Wiget, Stanford, 4:58.4
- 1934 Jack Medica, Washington, 4:46.8
- 1935 Jack Medica, Washington, 4:42.5
- 1936 Jack Medica, Washington, 4:44.6
- 1937 Tom Haynie, Michigan, 4:51.7
- 1938 William Kendall, Harvard, 4:48.9
- 1939 Tom Haynie, Michigan, 4:49.7
- 1940 Andrew Clark, Wayne St. (Mich.), 4:50.0
- 1941 James Welsh, Michigan, 4:51.4
- 1942 Rene Chouteau, Yale, 4:46.4
- 1943 Keo Nakama, Ohio State, 4:43.2
- 1944 Keo Nakama, Ohio State, 4:47.0
- 1945 Seymour Schlanger, Ohio State, 4:55.4
- 1946 Jack Hill, Ohio State, 4:17.2
- 1947 Bill Smith, Ohio State, 4:45.2
- 1948 Bill Smith, Ohio State, 4:43.8
- 1949 Bill Smith, Ohio State, 4:42.6

- 1950 Ralph Sala, Stanford, 4:43.1
- 1951 John Marshall, Yale, 4:30.2
- 1952 Ford Konno, Ohio State, 4:30.3
- 1953 Wayne Moore, Yale, 4:37
- 1954 Ford Konno, Ohio State, 4:28.6
- 1955 Ford Konno, Ohio State, 4:31.1
- 1956 William Woolsey, Indiana, 4:31.1
- 1957 William Woolsey, Indiana, 4:38.2
- 1958 William Steuart, Mich. State, 4:34.3
- 1959 William Steuart, Mich. State, 4:31.9
- 1960 Dennis Rounsaville, So. Calif., 4:24
- 1961 Murray Rose, So. Calif., 4:17.9
- 1962 Murray Rose, So. Calif., 4:20.0

500-Yard Freestyle

- 1963 John Konrads, So. California, 4:50.7
- 1964 Roy Saari, So. California, 4:45.8
- 1965 Roy Saari, So. California, 4:43.6
- 1966 Roy Saari, So. California, 4:50.59
- 1967 Greg Buckingham, Stanford, 4:37.16
- 1968 Greg Charlton, So. California, 4:38.42
- 1969 Mark Spitz, Indiana, 4:33.48
- 1970 Mike Burton, UCLA, 4:37.29
- 1971 John Kinsella, Indiana, 4:27.39
- 1972 John Kinsella, Indiana, 4:24.96
- 1973 John Kinsella, Indiana, 4:27.593
- 1974 John Naber, So. California, 4:26.855
- 1975 John Naber, So. California, 4:20.450
- 1976 Tim Shaw, Long Beach St., 4:19.05
- 1977 Tim Shaw, Long Beach St., 4:17.39
- 1978 Brian Goodell, UCLA, 4:18.05
- 1979 Brian Goodell, UCLA, 4:16.43

1500-Meter Freestyle

- 1924 Dick Howell, Northwestern, 22:41.0°°
- 1932 Austin Clapp, Stanford, 20:02.2
- 1934 Jack Medica, Washington, 19:12.1
- 1935 Jack Medica, Washington, 18:59.3°°
- 1936 Jack Medica, Washington, 20:23.7°°
- 1937 John Macionis, Yale, 19:58.5
- 1938 John Macionis, Yale, 20:15.2
- 1939 Harold Stanhope, Ohio State, 19:53.8
- 1940 Harold Stanhope, Ohio State, 20:15.8°°
- 1941 Rene Chouteau, Yale, 19:43.4
- 1942 Rene Chouteau, Yale, 19:23.9
- 1943 Keo Nakama, Ohio State, 19:18.6
- 1944 Keo Nakama, Ohio State, 20:02.2°°
- 1945 Seymour Schlanger, Ohio St., 20:11.4
- 1946 Dave Maclay, Williams, 20:26.2°
- 1947 George Hoogerhyde, Mich. St., 19:44.2
- 1948 Bill Heusner, Northwestern, 19:28.2
- 1949 Bill Heusner, Northwestern, 19:04.8
- 1950 Jack Taylor, Ohio State, 18:38.3
- 1951 John Marshall, Yale, 18:18.8
- 1952 Ford Konno, Ohio State, 18:15.5
- 1953 Jimmy McLane, Yale, 18:27.5
- 1954 Ford Konno, Ohio State, 18:14.4
- 1955 Ford Konno, Ohio State, 18:16.1
- 1956 George Breen, Cortland St., 18:05.9°°
- 1957 Fritz Myers, Michigan, 19:04.8
- 1958 William Steuart, Michigan St., 18:45.8
- 1959 William Steuart, Michigan St., 18:26.2
- 1960 William Chase, Yale, 17:48.7
- 1961 Murray Rose, So. California, 17:21.8
- 1962 Murray Rose, So. California, 17:26.7

1650-Yard Freestyle

- 1963 John Konrads, So. California, 17:24.0
- 1964 Roy Saari, So. California, 16:49.5
- 1965 Roy Saari, So. California, 16:39.9
- 1966 Roy Saari, So. California, 17:08.17
- 1967 Mike Burton, UCLA, 16:17.59
- 1968 Mike Burton, UCLA, 15:59.34
- 1969 Hans Fassnacht, Long Beach St., 15:54.21
- 1970 Mike Burton, UCLA, 16:10.59
- 1971 John Kinsella, Indiana, 15:26.51
- 1972 John Kinsella, Indiana, 15:33.582
- 1973 John Kinsella, Indiana, 15:29.209
- 1974 Jack Tingley, So. Calif., 15:29.287
- 1975 Michael Bruner, Stanford, 15:16.540
- 1976 Tim Shaw, Long Beach St., 15:06.75
- 1977 Keith Converse, Alabama, 14:57.30
- 1978 Brian Goodell, UCLA, 14:55.53
- 1979 Brian Goodell, UCLA, 14:54.13

100-Yard Backstroke

- 1950 Bill Sonner, Ohio State, 59.1
- 1951 Richard Thoman, Yale, 57.5
- 1952 Jack Taylor, Ohio State, 57.3
- 1953 Yoshi Oyakawa, Ohio State, 56.9
- 1954 Yoshi Oyakawa, Ohio State, 57.0
- 1955 Yoshi Oyakawa, Ohio State, 58.0
- 1956 Lincoln Hurring, Iowa, 58.1
- 1957 Charles Krepp, North Carolina, 58.1
- 1958 James Dolbey, Yale, 57.8
- 1959 Frank McKinney, Indiana, 56.1
- 1960 Charles Bittick, So. Calif., 54.4
- 1961 Charles Bittick, So. Calif., 53.9
- 1962 L. B. Schaefer, Ohio State, 53.9
- 1963 Bob Bennett, So. Calif., 53.8
- 1964 Bob Bennett, So. Calif., 53.1
- 1965 Gary Dilley, Michigan State, 52.6
- 1966 Gary Dilley, Michigan State, 52.39
- 1967 Charlie Hickcox, Indiana, 53.17
- 1968 Charlie Hickcox, Indiana, 52.18

THE NATIONAL CHAMPIONSHIP ... A STATISTICAL HISTORY (Continued)

- 1969 Fred Haywood, Stanford, 52.44
- 1970 Larry Barbieri, Indiana, 51.91
- 1971 Santiago Esteve, Indiana, 51.71
- 1972 Paul Gilbert, Yale, 51.293
- 1973 Michael Stamm, Indiana, 50.910
- 1974 John Naber, Southern Calif., 50.516
- 1975 John Naber, Southern Calif., 49.947
- 1976 John Naber, Southern Calif., 49.93
- 1977 John Naber, Southern Calif., 49.36
- 1978 Robert Jackson, Long Beach St., 49.88
- 1979 Carlos Berroeuil, Alabama, 49.71

200-Yard Backstroke

- 1951 Jack Taylor, Ohio State, 2:07.3
- 1952 Yoshi Oyakawa, Ohio State, 2:07.3
- 1953 Yoshi Oyakawa, Ohio State, 2:05.1
- 1954 Yoshi Oyakawa, Ohio State, 2:09.8
- 1955 Yoshi Oyakawa, Ohio State, 2:07.7
- 1956 Lincoln Hurring, Iowa, 2:07.5
- 1957 Charles Krepp, North Carolina, 2:07.8
- 1958 Dave Pemberton, Northwestern, 2:08.0
- 1959 Frank McKinney, Indiana, 2:01.4
- 1960 Charles Bittick, So. California, 2:00.1
- 1961 Charles Bittick, So. California, 1:57.1
- 1962 L. B. Schaefer, Ohio State, 1:58.7
- 1963 Ed Bartsch, Michigan, 1:57.8
- 1964 Jed Graef, Princeton, 1:56.2
- 1965 Gary Dilley, Michigan State, 1:56.2
- 1966 Gary Dilley, Michigan State, 1:56.41
- 1967 Charlie Hickcox, Indiana, 1:55.30
- 1968 Charlie Hickcox, Indiana, 1:54.66
- 1969 Charlie Hickcox, Indiana, 1:53.67
- 1970 Mitch Ivey, Long Beach St., 1:52.77
- 1971 Gary Hall, Indiana, 1:50.60
- 1972 Charles Campbell, Princeton, 1:50.557
- 1973 Michael Stamm, Indiana, 1:50.561
- 1974 John Naber, Southern Calif., 1:48.951
- 1975 John Naber, Southern Calif., 1:46.827
- 1976 John Naber, Southern Calif., 1:46.95
- 1977 John Naber, Southern Calif., 1:46.09
- 1978 Peter Rocca, California, 1:47.48
- 1979 Peter Rocca, California, 1:46.21

100-Yard Surface Breaststroke

- 1958 Franklin Modine, Michigan St., 1:05.0
- 1959 Gordon Collet, Oklahoma, 1:03.2
- 1960 Thomas Peterson, Stanford, 1:03.1
- 1961 Richard Nelson, Michigan, 1:02.1
- 1962 Richard Nelson, Michigan, 1:01.7
- 1963 Richard Nelson, Michigan, 1:02.2
- Gardiner Green, Princeton, 1:02.2
- 1964 Bill Craig, Southern Calif., 59.9
- 1965 Bill Craig, Southern Calif., 1:00.3
- 1966 Paul Scheerer, Michigan, 1:00.43
- 1967 Ken Merten, Southern Meth., 58.54
- 1968 Dick Nesbit, Texas Arlington, 59.11
- 1969 Don McKenzie, Indiana, 58.36
- 1970 Brian Job, Stanford, 57.57
- 1971 Brian Job, Stanford, 57.24
- 1972 Thomas Bruce, UCLA, 56.998
- 1973 John Hencken, Stanford, 57.111
- 1974 David Wilkie, Miami (Fla.), 56.727
- 1975 John Hencken, Stanford, 55.596
- 1976 John Hencken, Stanford, 56.03
- 1977 D. Graham Smith, California, 55.10
- 1978 Scott Spann, Auburn, 56.62
- 1979 D. Graham Smith, California, 54.91

200-Yard Surface Breaststroke

- 1958 Franklin Modine, Mich. State, 2:25.4
- 1959 William Muliken, Miami (O.), 2:21.3
- 1960 Ron Clark, Michigan, 2:17.6
- 1961 Ron Clark, Michigan, 2:13.4
- 1962 Virgil Luken, Minnesota, 2:16.8
- 1963 Martin Hull, Stanford, 2:17.0
- 1964 Bill Craig, Southern Calif., 2:12.1
- 1965 Tom Tretheway, Indiana, 2:10.4
- 1966 Wayne Anderson, So. Calif., 2:14.24
- 1967 Ken Merten, So. Methodist, 2:07.99
- 1968 Phil Long, Yale, 2:11.72
- 1969 Mike Dirksen, Oregon, 2:08.62
- 1970 Brian Job, Stanford, 2:05.99
- 1971 Brian Job, Stanford, 2:03.39
- 1972 Brian Job, Stanford, 2:02.592
- 1973 David Wilkie, Miami (Fla.), 2:03.407
- 1974 John Hencken, Stanford, 2:01.748
- 1975 John Hencken, Stanford, 2:00.839
- 1976 David Wilkie, Miami (Fla.), 2:00.73
- 1977 D. Graham Smith, California, 2:00.05
- 1978 D. Graham Smith, California, 2:02.24
- 1979 D. Graham Smith, California, 2:00.37

100-Yard Butterfly Breaststroke

- 1950 Bob Brawner, Princeton, 59.9
- 1951 Bob Brawner, Princeton, 1:01.1
- 1952 John Davies, Michigan, 58.8
- 1953 Robert Clemons, Illinois, 1:00.7
- 1954 David Hawkins, Harvard, 59.4
- 1955 Timothy Jecko, Yale, 54.6†
- 1958 Tony Tashnick, Michigan, 54.6
- 1959 David Gillanders, Michigan, 54.1
- 1960 Mike Troy, Indiana, 53.1
- 1961 Dave Gillanders, Michigan, 52.9
- 1962 Ed Spencer, N. Carolina St., 52.5
- 1963 Walt Richardson, Minnesota, 51.6
- 1964 Walt Richardson, Minnesota, 50.2
- 1965 Fred Schmidt, Indiana, 51.0
- 1966 Phil Riker, North Carolina, 51.19

- 1967 Ross Wales, Princeton, 50.26
- 1968 Doug Russell, Texas Arlington, 49.57
- 1969 Mark Spitz, Indiana, 49.69
- 1970 Mark Spitz, Indiana, 49.82
- 1971 Mark Spitz, Indiana, 49.42
- 1972 Mark Spitz, Indiana, 47.988
- 1973 John Trembley, Tennessee, 48.688
- 1974 John Trembley, Tennessee, 48.718
- 1975 Jeff Rolan, Utah, 48.953
- 1976 Matt Vogel, Tennessee, 48.94
- 1977 Joe Bottom, Southern Calif., 47.77
- 1978 Greg Jagenburg, Long Beach St., 48.77
- 1979 Par Arvidsson, California, 47.76

† "Fish-tail" kick first permitted.

200-Yard Butterfly Breaststroke

- 1935 Jack Kasley, Michigan, 2:28.7
- 1936 Jack Kasley, Michigan, 2:25.0
- 1937 Jack Kasley, Michigan, 2:26.6
- 1938 Richard Hough, Princeton, 2:23.4
- 1939 Richard Hough, Princeton, 2:22.0
- 1940 John Higgins, Ohio State, 2:23.7
- 1941 James Skinner, Michigan, 2:25.9
- 1942 James Skinner, Michigan, 2:23.7
- 1943 Emmet Cashin, Stanford, 2:27.4
- 1944 Carl Paulson, Brown, 2:28.3
- 1945 Paul Murray, Cornell (NY), 2:31.2
- 1946 Charles Keating, Cincinnati, 2:26.2
- 1947 Joe Verdeur, LaSalle, 2:16.8
- 1948 Joe Verdeur, LaSalle, 2:14.7
- 1949 Keith Carter, Purdue, 2:14.8
- 1950 Bob Brawner, Princeton, 2:14.3
- 1951 Bob Brawner, Princeton, 2:18.6
- 1952 John Davies, Michigan, 2:12.9
- 1953 Gerald Holan, Ohio State, 2:14.0
- 1954 David Hawkins, Harvard, 2:15.4
- 1955 Phillip Drake, N. Carolina, 2:13.7
- 1956 Richard Fadgen, No. Caro. St., 2:16.3
- 1957 Timothy Jecko, Yale, 2:09.5†
- 1958 Tony Tashnick, Michigan, 2:04.2
- 1959 David Gillanders, Michigan, 2:02.5
- 1960 Mike Troy, Indiana, 1:57.8
- 1961 David Gillanders, Michigan, 1:58.6
- 1962 Artie Wolfe, Ohio State, 1:58.0
- 1963 Dick McDonough, Villanova, 1:57.3
- 1964 Fred Schmidt, Indiana, 1:53.5
- 1965 Fred Schmidt, Indiana, 1:51.4
- 1966 Carl Robie, Michigan, 1:53.80
- 1967 Carl Robie, Michigan, 1:52.59
- 1968 Phil Houser, So. California, 1:52.55
- 1969 John Ferris, Stanford, 1:49.61
- 1970 Mike Burton, UCLA, 1:51.60
- 1971 Mark Spitz, Indiana, 1:50.10
- 1972 Mark Spitz, Indiana, 1:48.898
- 1973 Gary Hall, Indiana, 1:48.486
- 1974 Robin Backhaus, Washington, 1:47.048
- 1975 Robin Backhaus, Washington, 1:47.168
- 1976 Steve Gregg, N. Car. St., 1:47.00
- 1977 Michael Bruner, Stanford, 1:45.27
- 1978 Greg Jagenburg, Long Beach St., 1:46.01
- 1979 Par Arvelsson, California, 1:45.53

† "Fish-tail" kick first permitted.

200-Yard Individual Medley

- 1956 Albert Wiggins, Ohio State, 2:07.5
- 1957 Timothy Jecko, Yale, 2:09.4
- 1958 Joe Hunsaker, Illinois, 2:09.6
- 1959 George Harrison, Stanford, 2:06.7
- 1960 Lance Larson, So. Calif., 2:03.2
- 1961 John Kelso, Denver, 2:02.9
- 1962 Harley Mull, Ohio State, 2:02.3
- 1963 Harley Mull, Ohio State, 2:01.6
- 1964 Roy Saari, So. Calif., 1:56.7
- 1965 Robert Hopper, Ohio State, 1:51.8
- 1966 Bill Utley, Indiana, 1:58.55
- 1967 Dick Roth, Stanford, 1:56.09
- 1968 Charlie Hickcox, Indiana, 1:52.56
- 1969 Charlie Hickcox, Indiana, 1:54.43
- 1970 Frank Heckl, So. Calif., 1:55.21
- 1971 Gary Hall, Indiana, 1:52.20
- 1972 Gary Hall, Indiana, 1:51.507
- 1973 Stephen Furniss, So. Calif., 1:51.385
- 1974 Stephen Furniss, So. Calif., 1:51.522
- 1975 Frederick Tyler, Indiana, 1:50.628
- 1976 Leroy Engstrand, Tennessee, 1:50.12
- 1977 Scott Spann, Auburn, 1:48.69
- 1978 Scott Spann, Auburn, 1:49.30
- 1979 D. Graham Smith, California, 1:48.44

400-Yard Individual Medley

- 1963 Ed Townsend, Yale, 4:22.5
- 1964 Rich McGeagh, So. Calif., 4:16.4
- 1965 Carl Robie, Michigan, 4:16.6
- 1966 Ken Webb, Indiana, 4:19.81
- 1967 Dick Roth, Stanford, 4:12.11
- 1968 Bill Utley, Indiana, 4:10.85
- 1969 Hans Fassnacht, Long Beach St., 4:07.66
- 1970 Gary Hall, Indiana, 4:07.31
- 1971 Gary Hall, Indiana, 3:58.25
- 1972 Gary Hall, Indiana, 3:58.717
- 1973 Stephen Furniss, So. Calif., 3:55.160
- 1974 Stephen Furniss, So. Calif., 3:57.809
- 1975 Leroy Engstrand, Tennessee, 3:57.80
- 1976 Rodney Strachan, So. Calif., 3:55.63
- 1977 Rodney Strachan, So. Calif., 3:54.76
- 1978 Brian Goodell, UCLA, 3:53.61
- 1979 Brian Goodell, UCLA, 3:50.80

One-Meter Diving

- 1924 Robert Galbraith, Rutgers,
- 1925 Walter Krissell, Columbia
- 1926 William O'Brien, Illinois
- 1927 Walter Colbath, Northwestern
- 1928 Walter Colbath, Northwestern
- 1929 Walter Colbath, Northwestern
- 1930 Ed Thromsen, Stanford, 109.20
- 1935 Frank Fehsenfeld, Michigan, 105.02
- 1936 Derland Johnston, Michigan, 131.40
- 1937 Jim Patterson, Ohio State, 135.80
- 1938 Al Patnik, Ohio State, 145.14
- 1939 Al Patnik, Ohio State, 131.08
- 1940 Al Patnik, Ohio State, 147.04
- 1941 Earl Clark, Ohio State, 134.80
- 1942 Frank Dempsey, Ohio State, 134.80
- 1943 Frank Dempsey, Ohio State, 141.12
- 1944 Charles Batterman, Columbia, 122.40
- 1945 Hobart Billingsley, Ohio St., 121.90
- 1946 Miller Anderson, Ohio State, 101.96
- 1947 Miller Anderson, Ohio State, 151.10
- 1948 Bruce Harlan, Ohio State, 163.87
- 1949 Bruce Harlan, Ohio State, 142.41
- 1950 Bruce Harlan, Ohio State, 145.00
- 1951 Skippy Browning, Texas, 131.48
- 1952 Skippy Browning, Texas, 324.20
- 1953 Gerry Harrison, Ohio State, 485.75
- 1954 Fletcher Gilders, Ohio State, 444.10
- 1955 Fletcher Gilders, Ohio State, 535.05
- 1956 Frank Fraunfelder, Ohio State, 514.10
- 1957 Dick Kimball, Michigan, 401.65
- 1958 Donald Harper, Ohio State, 481.25
- 1959 Ronald O'Brien, Ohio State, 468.95
- 1960 Sam Hall, Ohio State, 510.35
- 1961 Curt Genders, Florida State, 459.40
- 1962 Lou Vitucci, Ohio State, 470.50
- 1963 Lou Vitucci, Ohio State, 489.70
- 1964 Rick Gilbert, Indiana, 491.70
- 1965 Ken Sitzberger, Indiana, 511.25
- 1966 Ken Sitzberger, Indiana, 488.50
- 1967 Ken Sitzberger, Indiana, 510.25
- 1968 Jim Henry, Indiana, 512.05
- 1969 Jim Henry, Indiana, 531.06
- 1970 Jim Henry, Indiana, 487.56
- 1971 Mike Finneron, Ohio State, 520.98
- 1972 Todd Smith, Ohio State, 503.25
- 1973 Tim Moore, Ohio State, 487.90
- 1974 Tim Moore, Ohio State, 494.25
- 1975 Tim Moore, Ohio State, 502.71
- 1976 James Kennedy, Tennessee, 514.29
- 1977 Matthew Chelich, Michigan, 503.13
- 1978 Wayne Chester, Alabama, 485.10
- 1979 Greg Louganis, Miami (Fla.), 513.75

Three-Meter Diving


- 1931 Mickey Riley, So. Calif., 134.04
- 1932 Mickey Riley, So. Calif., 146.76
- 1933 Richard Degener, Michigan, 133.88
- 1934 Richard Degener, Michigan, 154.64
- 1935 Frank Fehsenfeld, Michigan, 124.40
- 1936 Frank Fehsenfeld, Michigan, 146.22
- 1937 Ben Grady, Michigan, 136.46
- 1938 Al Patnik, Ohio State, 143.92
- 1939 Al Patnik, Ohio State, 161.34
- 1940 Earl Clark, Ohio State, 166.82
- 1941 Earl Clark, Ohio State, 165.40
- 1942 Frank Dempsey, Ohio State, 151.20
- 1943 Frank Dempsey, Ohio State, 155.68
- 1944 Charles Batterman, Columbia, 138.56
- 1945 Hobart Billingsley, Ohio State, 132.10
- 1946 Miller Anderson, Ohio State, 118.10
- 1947 Miller Anderson, Ohio State, 172.62
- 1948 Miller Anderson, Ohio State, 174.34
- 1949 Bruce Harlan, Ohio State, 152.37
- 1950 Bruce Harlan, Ohio State, 153.65
- 1951 Skippy Browning, Texas, 144.75
- 1952 Skippy Browning, Texas, 586.40
- 1953 Robert Clotworthy, Ohio State, 525.8
- 1954 Morley Shapiro, Ohio State, 530.00
- 1955 Gerry Harrison, Ohio State, 590.25
- 1956 Donald Harper, Ohio State, 505.35
- 1957 Dick Kimball, Michigan, 441.35
- 1958 Donald Harper, Ohio State, 518.90
- 1959 Sam Hall, Ohio State, 465.10
- 1960 Sam Hall, Ohio State, 503.6
- 1961 Lou Vitucci, Ohio State, 491.65
- 1962 Lou Vitucci, Ohio State, 491.65
- 1963 Lou Vitucci, Ohio State, 496.90
- 1964 Randy Larson, Ohio State, 523.75
- 1965 Ken Sitzberger, Indiana, 565.05
- 1966 Bernie Wrightson, Arizona St., 538.90
- 1967 Ken Sitzberger, Indiana, 572.40
- 1968 Keith Russell, Arizona St., 494.55
- 1969 Jim Henry, Indiana, 574.68
- 1970 Jim Henry, Indiana, 550.59
- 1971 Phil Boggs, Florida State, 552.93
- 1972 Craig Lincoln, Minnesota, 545.94
- 1973 Tim Moore, Ohio State, 539.61
- 1974 Richard McAlister, Air Force, 516.41
- 1975 Tim Moore, Ohio State, 590.61
- 1976 Brian Bungum, Indiana, 542.19
- 1977 Brian Bungum, Indiana, 542.40
- 1978 Chris Snode, Florida, 543.18
- 1979 Matthew Chelich, Michigan, 527.85

GOOD LUCK

University of Arkansas
University of Iowa
Pepperdine University

Sam Freas, Coach
Glenn Patton, Coach
Rick Rowland, Coach

They wear the amazing, new stretch Flo-Thru[®]
suit from Dolfin. Watch 'em go!




P.O. Box 98 Shillington, PA 19607
(215) 777-7887

The inventor of the Flo-Thru[®] suit.

**You spring like a cat.
You fly like an eagle.
You race like a marlin.**

And your suit sinks like a wet hippo.



Hah!
Maybe you're ready for the big win.
But your tired, wrinkly suit looks like
it's ready for the Big Top.
Tsk, tsk.
Shoulda worn your trusty Speedo suit.
Your Speedo suit never gets tired or
wrinkly. Or gobbles 20-pound bubbles like
this other animal you're wearing.
If you'd worn your Speedo suit, you'd
be heading for a new record. You'd be

heading for the Nationals. You'd be heading
straight for the top.
Instead of...
(gurgle)
the
bottom.

SPEEDO 
Put on some speed.

Supplier of Swimwear to the U.S. Swimming
and Diving Teams to Moscow



New Exciting Prints Available in Nylon and Lycra* Featuring the Unique Changeable Back.

Hind•Wells[®]
"An Entirely New Racing Strategy"

*DuPont reg. TM Hind Wells Inc., 390 Buckley Rd., San Luis Obispo, California 93401 (805)544-8555 Outside California (800)235-4150

57th ANNUAL NCAA
SWIMMING AND
DIVING
CHAMPIONSHIPS


1980

FINALS



MARCH 29
BLODGETT POOL
HARVARD UNIV.
CAMBRIDGE, MASS.

1980



MMMM	MMMM	EEEEEEE	NNN	NN
MM MM	MM MM	EEEEEEE	NNNN	NN
MM	MMM	MM	EE	NN NN NN
MM	MM	MM	EEEEEE	NN NN NN
MM		MM	EE	NN NN NN
MM		MM	EEEEEEE	NN NNNN
MM		MM	EEEEEEE	NN NNN

SCORING

ALL EVENTS

1)	CALIFORNIA	168.0	15)	UNIV. OF MIAMI	16.0
2)	UNIV. OF TEXAS	149.0	16)	PRINCETON	14.0
3)	UNIV. OF FLORIDA	137.0	17)	OHIO STATE	12.0
4)	U.C.L.A.	123.0	18)	LONG BEACH STATE	10.0
5)	AUBURN	102.0	18)	U.C. ST. BARBARA	10.0
6)	S.M.U.	98.0	20)	UNIV. MINNESOTA	9.0
7)	U.S.C.	85.0	21)	UNIV. OF IOWA	5.0
8)	INDIANA	62.0	21)	S. ILLINOIS	5.0
9)	UNIV. OF ARIZONA	51.0	23)	ARIZONA STATE	4.0
10)	UNIV. TENNESSEE	35.0	23)	UNIV. N.CAROLINA	4.0
11)	UNIV. OF ALABAMA	33.0	23)	DUKE	4.0
12)	STANFORD	29.0	26)	LOUISIANA STATE	2.0
13)	UNIV. OF MICHIGAN	23.0	26)	DARTMOUTH	2.0
14)	HARVARD	17.0			

W. O. P. A.
8.8

INDIVIDUAL:

1)	GOODELL, BRIAN	81	U.C.L.A.	32.0
2)	LUNDQUIST, STEVE	83	S.M.U.	29.0
2)	BARRETT, WILLIAM	82	U.C.L.A.	29.0
4)	GAINES, AMBROSE	81	AUBURN	28.0
5)	KIRCHNER, KRIS	81	UNIV. OF TEXAS	24.0
5)	LARSON, DAVID	81	UNIV. OF FLORIDA	24.0
7)	SPANN, SCOTT	81	UNIV. OF TEXAS	23.0
7)	SZMIDT, PETER	83	CALIFORNIA	23.0
9)	FLOAT, JEFF	82	U.S.C.	22.0
10)	ZUBERO, DAVID	81	UNIV. OF FLORIDA	21.0

1980 NCAA NATIONAL SWIMMING AND DIVING CHAMPIONSHIPS
 BLODGETT POOL, HARVARD UNIVERSITY
 CAMBRIDGE, MASSACHUSETTS
 MARCH 29, 1980

EVENT : 12 1650 YARDS FREESTYLE

U.S. OPEN RECORD: 14:47.27 BRIAN GOODELL MISSION VIEJO 4/14/79
 AMERICAN RECORD: 14:47.27 BRIAN GOODELL MISSION VIEJO 4/14/79
 MEET RECORD: 14:54.13 BRIAN GOODELL UCLA 3/24/79
 POOL RECORD: 15:30.37 BOBBY HACKETT HARVARD 3/ 3/79
 NCAA RECORD: 14:54.13 BRIAN GOODELL UCLA 3/24/79

QUALIFYING FOR THIS MEET: 15:36.66

TIMED FINALS

SEEDING FOR FINALS

LANE ID NAME AGE TEAM QUALIFYING TIME PLACE

HEAT 1

1	(505)	WEICK, BARI	83	STANFORD	15:19.61	2	15:00.40
2	(470)	ANDERSON, KIRK	81	CALIFORNIA	15:16.72	6	15:21.49
3	(170)	HACKETT, BOBBY	81	HARVARD	15:14.94	3	15:02.49
4	(298)	GOODELL, BRIAN	81	U.C.L.A.	15:06.67	1	14:54.07 *
5	(496)	BROWN, MONTE	81	STANFORD	15:10.13	5	15:08.32
6	(342)	ASMUTH, PAUL	80	ARIZONA STATE	15:15.07	4	15:04.81
7	(140)	MARTIN, KENT	80	UNIV. TENNESSEE	15:18.50	8/No	15:26.03
8	(322)	DOUGHERTY, STEVEN	81	UNIV. WASHINGTON	15:21.15	7/No	15:25.85



RANK	HEAT	PLACE	NAME	AGE	TEAM	TIME
1)	4	1	CORBISIERO, TONY	83	COLUMBIA	15:07.06
2)	4	2	SZMIDT, PETER	83	CALIFORNIA	15:11.04
3)	3	1	HILLENBAMP, JOHN	82	UNIV. OF FLORIDA	15:13.59
4)	4	3	RONEY, BRIAN	82	U.S.C.	15:18.06
5)	4	4	TOWNE, DOUG	83	UNIV. OF ARIZONA	15:22.57
6)	2	1	COUNTRYMAN, LARRY	83	HARVARD	15:24.33 (12)
7)	1	1	SCHMIDT, ANDREW	83	UNIV. OF TEXAS	15:24.48
8)	4	5	BORGSTROM, ARNE	82	UNIV. OF ALABAMA	15:25.05
9)	2	2	KEGLEY, JAMES	80	INDIANA	15:25.58
10)	3	2	SCANNELL, DENNIS	82	U.S.C.	15:28.03
11)	3	3	LOESCH, JAMES	80	OHIO STATE	15:28.18
12)	4	6	BAUMAN, CHUCK	82	S.M.U.	15:29.81
13)	2	3	DENNY, EDWARD	81	WEST VIRGINIA	15:31.02
14)	4	7	MORLEY, RICKEY	81	AUBURN	15:33.43
15)	3	4	VANDERMERWE, ETIENNE	81	UNIV. OF MIAMI	15:36.05
16)	3	5	MENCHES, BOB	83	N CAROLINA STATE	15:36.13
17)	4	8	PARKER, DAVE	81	S. ILLINOIS	15:36.37
18)	3	6	SHARPE, CHARLES	81	INDIANA	15:37.30
19)	3	7	HUDSON, LANE	83	UNIV. OF MIAMI	15:39.63
20)	2	4	O'BRIEN, WILLIAM	82	U.S.C.	15:39.77
21)	2	5	SCHMIDT, BILL	83	CALIFORNIA	15:40.25
22)	2	6	SLOCUM, THOMAS	81	WESTERN MICHIGAN	15:49.84
23)	3	8	HENIKA, TOM	80	UNIV. OF ARIZONA	15:50.07
24)	1	2	BROWN, MIKE	83	S. ILLINOIS	15:51.45
25)	1	3	ROSENBAUM, RICHARD	80	UNIV. OF FLORIDA	16:16.44

FEDERAL BUREAU OF INVESTIGATION
 DEPARTMENT OF JUSTICE
 OFFICE OF THE ATTORNEY GENERAL
 WASHINGTON, D. C.

MEMORANDUM

TO : SAC, NEW YORK

FROM : SAC, NEW YORK

SUBJECT: [Illegible]

[Illegible text follows, including a list of names and dates.]

*



NO.	NAME	ADDRESS	DATE	INITIALS
1
2
3
4
5
6
7
8
9
10
11
12
13
14
15
16
17
18
19
20
21
22
23
24
25
26
27
28
29
30
31
32
33
34
35
36
37
38
39
40
41
42
43
44
45
46
47
48
49
50

1980 NCAA NATIONAL SWIMMING AND DIVING CHAMPIONSHIPS
 BLODGETT POOL, HARVARD UNIVERSITY
 CAMBRIDGE, MASSACHUSETTS
 MARCH 29, 1980

EVENT : 13 100 YARDS FREESTYLE

U.S. OPEN RECORD:	0:43.25	ANDY COAN	TENNESSEE	3/24/79
AMERICAN RECORD:	0:43.25	ANDY COAN	TENNESSEE	3/24/79
MEET RECORD:	0:43.25	ANDY COAN	TENNESSEE	3/24/79
POOL RECORD:	0:45.46	ANDREW O'HARA	PRINCETON	2/ 2/80
NCAA RECORD:	0:43.25	ANDY COAN	TENNESSEE	3/24/79

QUALIFYING FOR THIS MEET: 0:45.42

SEEDING FOR FINALS

LANE	ID	NAME	AGE	TEAM	TRIALS	TIME	PLACE
------	----	------	-----	------	--------	------	-------

CONSOLATION FINALS

1	(215)	FINICAL, ERIC	83	UNIV. OF TEXAS	0:44.58	<u>3</u>	<u>44.64</u>
2	(391)	ST. DENIS, MICHAEL	81	UNIV. OF FLORIDA	0:44.53	<u>6</u>	<u>46.26</u>
3	(456)	GRIFFITH, ARTHUR	81	UNIV. MINNESOTA	0:44.25	<u>5</u>	<u>48.16</u>
4	(382)	LARSON, DAVID	81	UNIV. OF FLORIDA	0:44.37	<u>4</u>	<u>45.02</u>
5	(260)	KRAUS, GREG	<u>80</u>	S.M.U.	0:44.55	<u>2</u>	<u>44.53</u>
6	(511)	STAHL, BRUCE	<u>80</u>	U.C. ST. BARBARA	0:44.64	<u>1</u>	<u>44.48</u>

CHAMPIONSHIP FINALS

1	(135)	COAN, ANDY	<u>80</u>	UNIV. TENNESSEE	0:44.23	<u>4</u>	<u>43.80</u>
2	(516)	FREDERICKS, KIRT	<u>80</u>	U.S.C.	0:43.98	<u>6</u>	<u>44.33</u>
3	(153)	GAINES, AMBROSE	81	AUBURN	0:43.16	<u>1</u>	<u>43.36.</u>
4	(299)	LEAMY, ROBIN	82	U.C.L.A.	0:43.93	<u>2</u>	<u>43.63</u>
5	(475)	HOLMERTZ, PELLE	82	CALIFORNIA	0:44.07	<u>3</u>	<u>43.74</u>
6	(214)	KIRCHNER, KRIS	81	UNIV. OF TEXAS	0:44.24	<u>5</u>	<u>43.95</u>

ALTERNATES

13)	PERDUE, PHILIP	<u>80</u>	UNIV. OF VIRGINIA	0:44.76
14)	JONES, SAM	<u>80</u>	ARIZONA STATE	0:44.84

15)	FERSTEL, JAMES	82	U.S.C.	0:44.87
16)	CANALES, FERNANDO	81	UNIV. OF MICHIGAN	0:44.91
17)	SALTZMAN, ANDY	<u>80</u>	PRINCETON	0:44.94
18)	MACDONALD, STUART	<u>83</u>	U.C.L.A.	0:44.96
19)	MC CAGG, DAVID	<u>80</u>	AUBURN	0:44.99
20)	OSTLUND, GRANT	81	UNIV. OF FLORIDA	0:45.05
21)	HEWSON, SAM	81	ARIZONA STATE	0:45.12
22)	KELLY, MIKE	81	CALIFORNIA	0:45.14
23)	RAMIREZ, ROBIN	81	UNIV. OF FLORIDA	0:45.17
24)	HERING, BRAD	83	ARIZONA STATE	0:45.18
25)	O'HARA, ANDY	81	PRINCETON	0:45.22
26)	MC CARTHY, BRENDAN	83	UNIV. OF ALABAMA	0:45.23
27)	MURRAY, ROBERT	81	UNIV. OF MICHIGAN	0:45.27
28)	BRASK, BENT	81	UNIV. OF IOWA	0:45.36

EVENT : 13 100 YARDS FREESTYLE

(CONTINUED)

29)	HART, DAVID	82	AUBURN	0:45.37
30)	GRIFFITH, PAUL	80	UNIV. OF MICHIGAN	0:45.38
31)	MALONY, MIKE	81	U.S.C.	0:45.41
32)	GOODRIDGE, PAUL	81	U.C. ST. BARBARA	0:45.44
32)	HAYES, MICHAEL	81	UNIV. OF UTAH	0:45.44
34)	WYATT, STEVEN	80	UNIV. OF ARIZONA	0:45.52
35)	MC LAUGHLIN, KEN	81	INDIANA	0:45.56
36)	GOOSEN, GUY	80	S.M.U.	0:45.62
37)	WELBOURN, GRAHAM	82	ARIZONA STATE	0:45.63
37)	CARTER, RICK	82	UNIV. PITTSBURGH	0:45.63
39)	MAGNUSSON, PER	83	CALIFORNIA	0:45.71
40)	DIMICK, ROBERT	80	UNIV. OF ALABAMA	0:45.86
41)	REDINGER, BILL	80	S.M.U.	0:45.95
42)	ESPENSHIED, JOHN	80	TULANE	0:45.96
43)	SAMPLES, BOB	80	S. ILLINOIS	0:46.07
44)	LYGHT, TRENT	81	ARIZONA STATE	0:46.41
45)	JONES, ANTHONY	82	INDIANA	0:46.98

1980 NCAA NATIONAL SWIMMING AND DIVING CHAMPIONSHIPS
 BLODGETT POOL, HARVARD UNIVERSITY
 CAMBRIDGE, MASSACHUSETTS
 MARCH 29, 1980

EVENT : 14 200 YARDS BACKSTROKE

U.S. OPEN RECORD:	1:46.09	JOHN NABER	SOUTHERN CAL.	3/26/77
AMERICAN RECORD:	1:46.09	JOHN NABER	SOUTHERN CAL.	3/26/77
MEET RECORD:	1:46.09	JOHN NABER	SOUTHERN CAL.	3/26/77
POOL RECORD:	1:52.20	RON RAIKULA	HARVARD	3/ 3/79
NCAA RECORD:	1:46.09	JOHN NABER	SOUTHERN CAL.	3/26/77

QUALIFYING FOR THIS MEET: 1:51.89

SEEDING FOR FINALS

LANE	ID	NAME	AGE	TEAM	TRIALS	TIME	PLACE
------	----	------	-----	------	--------	------	-------

CONSOLATION FINALS

1	(282)	BAILEY, SEAN	82	UNIV. OF ARIZONA	1:51.00	<u>4</u>	<u>57.69</u>
2	(379)	DICKSON, KEITH	<u>80</u>	UNIV. OF FLORIDA	1:50.33	<u>2</u>	<u>50.09</u>
3	(157)	MARSH, DAVID	<u>80</u>	AUBURN	1:50.29	<u>3</u>	<u>50.93</u>
4	(384)	MILLER, CLINTON	81	UNIV. OF FLORIDA	1:50.32	<u>5</u>	<u>51.88</u>
5	(216)	BRITT, CLAY	83	UNIV. OF TEXAS	1:50.48	<u>1</u>	<u>59.80</u>
6	(414)	SWANSON, STU	81	UNIV. PITTSBURGH	1:51.47	<u>6</u>	<u>57.89</u>

CHAMPIONSHIP FINALS

1	(453)	ROEMER, TOM	83	UNIV. OF IOWA	1:50.06	<u>6</u>	<u>150.30</u>
2	(285)	JACKSON, BOB	<u>80</u>	UNIV. OF ARIZONA	1:49.10	<u>4</u>	<u>149.15</u>
3	(517)	FOWLER, JAMES	81	U.S.C.	1:48.33	<u>1</u>	<u>147.76</u>
4	(497)	FLEMONS, WADE	82	STANFORD	1:48.75	<u>2</u>	<u>148.00</u>
5	(289)	SHAW, TIM	<u>80</u>	UNIV. OF ARIZONA	1:49.37	<u>3</u>	<u>149.01</u>
6	(127)	IRELAND, KENNETH	81	UNIV. N.CAROLINA	1:50.06	<u>5</u>	<u>149.23</u>

ALTERNATES

13)	WOOD, STEVEN	82	AUBURN	1:51.49
14)	NENON, PHILIP	82	UNIV. OF TEXAS	1:51.58
15)	WRIGHT, GARNER	83	KANSAS UNIV.	1:51.75
16)	CAMPBELL, DOUGLAS	<u>82</u>	UNIV. OF HOUSTON	1:51.78
17)	SOLOMON, PETE	83	N CAROLINA STATE	1:51.99
18)	TEMPLETON, G.CRESS	81	U.S.C.	1:52.08
19)	WELDON, BOBBY	83	UNIV. TENNESSEE	1:52.10
20)	WINEGARNER, JIM	81	S.M.U.	1:52.64
21)	BRACKETT, RICHARD	81	UNIV. OF GEORGIA	1:52.78
22)	RAIKULA, RON	82	HARVARD	1:52.83
23)	ARANTES, ROMULO	80	INDIANA	1:53.08
24)	MALM, SCOTT	81	UNIV. MINNESOTA	1:53.16
25)	SEELYE, SCOTT	82	UNIV. WASHINGTON	1:53.21
26)	SMITH, BRIAN	82	UNIV. OF ALABAMA	1:53.60
27)	PATCHING, GLENN	82	UNIV. OF ARIZONA	1:54.25

Fowler
 24.68 > 26.80
 51.48 > 27.76
 1: 19.04 > 27.76
 1: 47.76 > 28.72

1980 NCAA NATIONAL SWIMMING AND DIVING CHAMPIONSHIPS
 ROBERT F. GOULD, HARVARD UNIVERSITY
 CAMBRIDGE, MASSACHUSETTS

MARCH 29, 1980, 10:00 AM

500 YARD BACKSTROKE
 1. JIM HARRIS, HARVARD, 4:58.00
 2. JOHN HARRIS, HARVARD, 5:02.00
 3. JOHN HARRIS, HARVARD, 5:05.00
 4. JOHN HARRIS, HARVARD, 5:08.00
 5. JOHN HARRIS, HARVARD, 5:12.00

1000 YARD FREESTYLE
 1. JIM HARRIS, HARVARD, 10:00.00
 2. JOHN HARRIS, HARVARD, 10:05.00
 3. JOHN HARRIS, HARVARD, 10:10.00
 4. JOHN HARRIS, HARVARD, 10:15.00
 5. JOHN HARRIS, HARVARD, 10:20.00

1500 YARD FREESTYLE
 1. JIM HARRIS, HARVARD, 15:00.00
 2. JOHN HARRIS, HARVARD, 15:05.00
 3. JOHN HARRIS, HARVARD, 15:10.00
 4. JOHN HARRIS, HARVARD, 15:15.00
 5. JOHN HARRIS, HARVARD, 15:20.00

50 YARD FREESTYLE
 1. JIM HARRIS, HARVARD, 0:58.00
 2. JOHN HARRIS, HARVARD, 0:59.00
 3. JOHN HARRIS, HARVARD, 1:00.00
 4. JOHN HARRIS, HARVARD, 1:01.00
 5. JOHN HARRIS, HARVARD, 1:02.00

200 YARD FREESTYLE
 1. JIM HARRIS, HARVARD, 2:00.00
 2. JOHN HARRIS, HARVARD, 2:02.00
 3. JOHN HARRIS, HARVARD, 2:04.00
 4. JOHN HARRIS, HARVARD, 2:06.00
 5. JOHN HARRIS, HARVARD, 2:08.00

Handwritten notes:
 0.58 < 0.59
 0.59 < 1.00
 1.00 < 1.01
 1.01 < 1.02

1980 NCAA NATIONAL SWIMMING AND DIVING CHAMPIONSHIPS
 BLODGETT POOL, HARVARD UNIVERSITY
 CAMBRIDGE, MASSACHUSETTS
 MARCH 29, 1980

EVENT : 15 200 YARDS BREASTSTROKE

U.S. OPEN RECORD: 1:59.18 STEVE LUNDQUIST TALLMAN POOLS 4/13/79
 AMERICAN RECORD: 1:59.18 STEVE LUNDQUIST TALLMAN POOLS 4/13/79
 MEET RECORD: 2:00.05 GRAHAM SMITH CALIFORNIA 3/26/77
 POOL RECORD: 2:03.01 DAVID LUNDBERG HARVARD 2/10/80
 NCAA RECORD: 2:00.05 GRAHAM SMITH CALIFORNIA 3/26/77

QUALIFYING FOR THIS MEET: 2:06.54

SEEDING FOR FINALS

LANE ID NAME AGE TEAM TRIALS TIME PLACE

CONSOLATION FINALS

LANE	ID	NAME	AGE	TEAM	TRIALS	TIME	PLACE
1	(159)	MESSER, DAVID	80	AUBURN	2:03.66	<u>3</u>	<u>203.59</u>
2	(474)	FREEMAN, JEFF	80	CALIFORNIA	2:02.97	<u>1</u>	<u>202.00</u>
3	(504)	SIMONS, JOHN	83	STANFORD	2:02.59	<u>2</u>	<u>202.67</u>
4	(435)	ZHISS, RONALD	83	U.C.L.A.	2:02.91	<u>5</u>	<u>203.98</u>
5	(224)	NEVID, NICK	83	UNIV. OF TEXAS	2:03.13	<u>4</u>	<u>203.26</u>
6	(231)	BARRON, JAMES	82	IOWA STATE	2:03.87	<u>6</u>	<u>204.63</u>

CHAMPIONSHIP FINALS

LANE	ID	NAME	AGE	TEAM	TRIALS	TIME	PLACE
1	(112)	STEINHOUSE, G. ERIC	80	DUKE	2:01.96	---	<u>2:00.80</u>
2	(261)	LUNDQUIST, STEVE	83	S.M.U.	2:01.36	---	<u>2:00.14</u>
3	(296)	BARRETT, WILLIAM	82	U.C.L.A.	<u>1:59.14</u>	---	<u>1:58.43</u> *
4	(210)	SPANN, SCOTT	81	UNIV. OF TEXAS	2:01.28	---	<u>2:00.45</u>
5	(137)	FAYKES, GARY	81	UNIV. TENNESSEE	2:01.82	---	<u>2:01.17</u>
6	(118)	MEADOR, RICHARD	80	LOUISIANA STATE	2:02.31	---	<u>2:02.61</u>

ALTERNATES

13)	ERNSTING, TOM	82	UNIV. OF MICHIGAN	2:03.88
14)	RESTREPO, PABLO	83	S. ILLINOIS	2:03.93
15)	MC MULLEN, TOM	82	CALIFORNIA	2:04.02
16)	JOHNSON, JIM	82	CALIFORNIA	2:04.12
17)	LUNDBERG, DAVID	83	HARVARD	2:04.22
18)	GREENWOOD, DAVID	80	S.M.U.	2:04.46
19)	LEVY, HELMUTH	80	UNIV. OF MIAMI	2:05.10
20)	LONG, ROBERT	82	U.C.L.A.	2:05.25
21)	OAKES, KEVIN	83	OLD DOMINION	2:05.40
22)	SPROULE, STEVE	83	U.SOUTH CAROLINA	2:05.72
23)	WILTSE, ROBERT	81	U.S.C.	2:05.87
24)	BADER, RICHARD	81	CLEMSON	2:06.04
25)	JOYNER, MIKE	80	UNIV. OF TEXAS	2:06.08
26)	HIGGINSON, GREG	83	UNIV. OF ALABAMA	2:06.13
27)	STANTON, PATRICK	80	LONG BEACH STATE	2:06.15
28)	FRENTSOS, JOSEPH	82	INDIANA	2:06.48

LUN BAR.
 25.60 26.54
 56.47 56.48
 1:27.89 1:27.88
 2:00.14 1:58.43

EVENT : 15 200 YARDS BREASTSTROKE

(CONTINUED)

Rank	Name	Team	Time
29)	WOO, CHRISTOPHER	81 U.C.L.A.	2:06.49
30)	SHILLING, KEN	80 STANFORD	2:06.53
31)	PEREIRA, JOE	82 UNIV. OF UTAH	2:06.55
32)	DAY, BART	80 S.M.U.	2:06.73
33)	RYCHLIK, TED	83 UNIV. OF IOWA	2:06.74
34)	KENT, BRUCE	83 YALE	2:07.29
35)	MINTZ, THOMAS	83 YALE	2:07.32
36)	JIMENEZ, JOE	82 STANFORD	2:07.60
37)	CHRISTENSEN, JOHN	81 PRINCETON	2:07.64
38)	KOCH, GEORGE	81 UNIV. OF OREGON	2:07.85
39)	PRICE, DAVE	80 UNIV. OF MICHIGAN	2:07.86
40)	GOBER, KERWIN	80 ARIZONA STATE	2:07.88
41)	VANDERSLUIS, JAN	83 UNIV. OF MIAMI	2:08.20
42)	LONG, DONALD	83 AUBURN	2:08.41
43)	NICHOLS, ANDY	80 STANFORD	2:08.50
44)	MULBARGER, MARC	83 UNIV. OF FLORIDA	2:08.64
45)	CARBONE, JIM	83 HARVARD	2:08.92
46)	HARVEY, DANIEL	81 U.C. ST. BARBARA	2:09.31
47)	ARAKAKI, DANIEL	82 UNIV. OF HAWAII	2:09.51
48)	DOYLE, BENN	80 UNIV. OF MISSOURI	2:09.83
49)	SANTISTEBAN, MIGUEL	82 AUBURN	2:10.79
50)	HOPKINS, KELLY	82 EAST CAROLINA	2:11.13
51)	BARBER, MARK	82 PEPPERDINE	2:11.84
	NORLING, ANDERS	82 S. ILLINOIS	DISQUAL
	PIDGEON, SANDY	82 UNIV. PITTSBURGH	DISQUAL
	GRAVES, STEVE	81 KANSAS UNIV.	DISQUAL

Handwritten notes on the left side of the page, including numbers like 27.5, 20.5, 18.5, 17.5, 16.5, 15.5, 14.5, 13.5, 12.5, 11.5, 10.5, 9.5, 8.5, 7.5, 6.5, 5.5, 4.5, 3.5, 2.5, 1.5, and an asterisk.

Handwritten notes at the bottom left, including "BAR" and "LW".

Rank	Name	Team	Time
13)	ERNSTING, TOM	82 UNIV. OF MICHIGAN	2:03.88
14)	RESTREPO, PABLO	83 S. ILLINOIS	2:03.93
15)	MC MILLER, TOM	85 CALIFORNIA	2:04.03
16)	JOHNSON, JIM	85 CALIFORNIA	2:04.13
17)	LUNDBERG, DAVID	83 HARVARD	2:04.23
18)	GREENWOOD, DAVID	80 S.M.U.	2:04.48
19)	LEVY, HELMUTH	80 UNIV. OF MIAMI	2:05.10
20)	LONG, ROBERT	85 U.C.L.A.	2:05.28
21)	OWENS, KEVIN	83 OLD DOMINION	2:05.40
22)	SPROULE, STEVE	83 U. SOUTH CAROLINA	2:05.73
23)	WILTSE, ROBERT	81 U.S.C.	2:05.87
24)	BADER, RICHARD	81 CLEMSON	2:06.04
25)	JOYNER, MIKE	80 UNIV. OF TEXAS	2:06.08
26)	HIGGINSON, GREG	83 UNIV. OF ALABAMA	2:06.13
27)	STANTON, PATRICK	80 LONG BEACH STATE	2:06.15
28)	FRENTSOZ, JOSEPH	85 INDIANA	2:06.48

1980 NCAA NATIONAL SWIMMING AND DIVING CHAMPIONSHIPS
 BLODGETT POOL, HARVARD UNIVERSITY
 CAMBRIDGE, MASSACHUSETTS
 MARCH 29, 1980

EVENT : 16 200 YARDS BUTTERFLY

U.S. OPEN RECORD: 1:45.27 MICHAEL BRUNER STANFORD 3/26/77
 AMERICAN RECORD: 1:45.27 MICHAEL BRUNER STANFORD 3/26/77
 MEET RECORD: 1:45.27 MICHAEL BRUNER STANFORD 3/26/77
 POOL RECORD: 1:47.85 BILL SPECHT PRINCETON 2/ 2/80
 NCAA RECORD: 1:45.27 MICHAEL BRUNER STANFORD 3/26/77

QUALIFYING FOR THIS MEET: 1:49.89

SEEDING FOR FINALS

LANE ID NAME AGE TEAM TRIALS TIME PLACE

CONSOLATION FINALS

32	1	(485) THORNTON, RICHARD	80	CALIFORNIA	1:48.56	4	147.98
26	2	(439) SPECHT, BILL	80	PRINCETON	1:48.19	3	147.65
24	3	(218) PAULUS, WILLIAM	83	UNIV. OF TEXAS	1:47.48	2	147.34
16	4	(286) JAGENBURG, GREG	81	UNIV. OF ARIZONA	1:47.72	1	146.88
240	5	(368) VON JOUANNE, ROGER	82	S. ILLINOIS	1:48.50	5	148.13
	6	(394) ZUBERO, DAVID	81	UNIV. OF FLORIDA	1:48.60	6	148.95

CHAMPIONSHIP FINALS

1	(290) STUART, JEFF	83	UNIV. OF ARIZONA	1:47.27	4	145.79
2	(527) O'BRIEN, WILLIAM	82	U.S.C.	1:46.77	6	148.20
3	(471) ARVIDSSON, PAR	81	CALIFORNIA	1:45.94	1	144.43 *
4	(378) BEARDSLEY, CRAIG	82	UNIV. OF FLORIDA	1:46.77	2	145.43
5	(526) FLOAT, JEFF	82	U.S.C.	1:47.02	3	145.71
6	(152) FORRESTER, WILLIAM	80	AUBURN	1:47.46	5	147.78

ALTERNATES

Stu
49.98
1:17.25

13)	SAPHIR, MICHAEL	81	U.C.L.A.	1:48.63
14)	REVELLI, PAOLO	83	CALIFORNIA	1:48.67
15)	BARTLE, TONY	80	U.C.L.A.	1:48.72
16)	CROSSET, TODD	82	UNIV. OF TEXAS	1:48.74
17)	MACREADY, NEIL	81	U.S.C.	1:49.18
18)	VERVOORN, KEES	83	S. ILLINOIS	1:49.29
19)	FULLER, ED	81	S.M.U.	1:49.33
20)	ROBERTS, CHARLIE	82	UNIV. OF IOWA	1:49.45
21)	HAVLIK, JOHN	80	WEST VIRGINIA	1:49.48
22)	LINDELL, TOMMY	82	UNIV. OF ALABAMA	1:49.57
22)	WREN, ANDREW	83	UNIV. OF VIRGINIA	1:49.57
24)	SAWCHUK, WILLIAM	82	UNIV. OF FLORIDA	1:49.65
25)	SANTOS, DAVID	81	CALIFORNIA	1:50.12
26)	AUGER, KEVIN	83	INDIANA	1:50.42
27)	O'BRIEN, TOM	80	STANFORD	1:50.91
28)	ROSENBAUM, RICHARD	80	UNIV. OF FLORIDA	1:50.92

Beardsley 23.62
 Par 23.89
 50.4
 1:17.41
 1:45.43
 26.11
 50.00
 1:16.85
 26.85
 27.58
 1:44.43

1980 NCAA NATIONAL SWIMMING AND DIVING CHAMPIONSHIPS
 BLODDETT POOL
 CAMBRIDGE, MASSACHUSETTS
 MARCH 29, 1980

EVENT : 16 200 YARDS BUTTERFLY

(CONTINUED)

EVENT	YARDS	NAME	UNIVERSITY	TIME
29)	200	MURTAGH, PATRICK	UNIV. OF MARYLAND	1:50.98
30)	200	FOBER, KEVIN	UNIV. WISCONSIN	1:51.05
31)	200	KIZER, JAMES	UNIV. OF FLORIDA	1:51.15
32)	200	JARAMILLO, JORGE	S. ILLINOIS	1:52.22
33)	200	CLINTON, KEITH	UNIV. OF ALABAMA	1:52.62
34)	200	PLACAK, ROBERT	U.C.L.A.	1:53.35
35)	200	OSTLUND, GRANT	UNIV. OF FLORIDA	1:53.87
36)	200	SMITH, STEVEN	AUBURN	1:54.19
	200	PERRY, WILLIAM	UNIV. OF FLORIDA	DISQUAL

CHAMPIONSHIP FINALS

FINALS	NAME	UNIVERSITY	TIME
1	THORNTON, RICHARD	UNIV. OF MARYLAND	1:50.98
2	FOBER, KEVIN	UNIV. WISCONSIN	1:51.05
3	KIZER, JAMES	UNIV. OF FLORIDA	1:51.15
4	JARAMILLO, JORGE	S. ILLINOIS	1:52.22
5	CLINTON, KEITH	UNIV. OF ALABAMA	1:52.62
6	PLACAK, ROBERT	U.C.L.A.	1:53.35
7	OSTLUND, GRANT	UNIV. OF FLORIDA	1:53.87
8	SMITH, STEVEN	AUBURN	1:54.19

SEMI-FINALS

SEMI-FINALS	NAME	UNIVERSITY	TIME
1	MURTAGH, PATRICK	UNIV. OF MARYLAND	1:51.00
2	FOBER, KEVIN	UNIV. WISCONSIN	1:51.10
3	KIZER, JAMES	UNIV. OF FLORIDA	1:51.20
4	JARAMILLO, JORGE	S. ILLINOIS	1:52.30
5	CLINTON, KEITH	UNIV. OF ALABAMA	1:52.70
6	PLACAK, ROBERT	U.C.L.A.	1:53.40
7	OSTLUND, GRANT	UNIV. OF FLORIDA	1:53.90
8	SMITH, STEVEN	AUBURN	1:54.20

PRELIMINARIES

PRELIMINARIES	NAME	UNIVERSITY	TIME
1	MURTAGH, PATRICK	UNIV. OF MARYLAND	1:51.00
2	FOBER, KEVIN	UNIV. WISCONSIN	1:51.10
3	KIZER, JAMES	UNIV. OF FLORIDA	1:51.20
4	JARAMILLO, JORGE	S. ILLINOIS	1:52.30
5	CLINTON, KEITH	UNIV. OF ALABAMA	1:52.70
6	PLACAK, ROBERT	U.C.L.A.	1:53.40
7	OSTLUND, GRANT	UNIV. OF FLORIDA	1:53.90
8	SMITH, STEVEN	AUBURN	1:54.20

ALTERNATES

ALTERNATES	NAME	UNIVERSITY	TIME
19	SAMIR, MICHAEL	U.C.L.A.	1:58.67
20	REVELL, PAOLO	CALIFORNIA	1:58.67
21	BARTLE, TONY	U.C.L.A.	1:58.75
22	CROSETT, TODD	UNIV. OF TEXAS	1:58.77
23	MACREADY, WEL	U.S.G.	1:59.26
24	VERVOORN, KES	S. ILLINOIS	1:59.29
25	FULLER, ED	S.M.U.	1:59.33
26	ROBERTS, CHARLIE	UNIV. OF IOWA	1:59.45
27	HAYLK, JOHN	WEST VIRGINIA	1:59.46
28	LINDALL, TOMMY	UNIV. OF ALABAMA	1:59.57
29	WHY, ANDREW	UNIV. OF VIRGINIA	1:59.57
30	SAVOUKY, WILLIAM	UNIV. OF FLORIDA	1:59.65
31	SANTOS, DAVID	CALIFORNIA	1:59.75
32	AGUR, KRVIN	INDIANA	1:59.85
33	O'BRIEN, TOM	STANFORD	1:59.91
34	ROSENTHAL, RICHARD	UNIV. OF FLORIDA	1:59.95

(CONTINUED ON NEXT PAGE)

1980 NCAA NATIONAL SWIMMING AND DIVING CHAMPIONSHIPS
 BLODGETT POOL, HARVARD UNIVERSITY
 CAMBRIDGE, MASSACHUSETTS
 MARCH 29, 1980

EVENT : 18 400 YARDS FREESTYLE RELAY

U.S. OPEN RECORD: 2:54.54 TENNESSEE 3/ 3/79
 AMERICAN RECORD: 2:54.54 TENNESSEE 3/ 3/79
 MEET RECORD: 2:54.74 TENNESSEE 3/24/79
 POOL RECORD: 3:01.23 PRINCETON 3/ 3/79
 NCAA RECORD: 2:54.54 TENNESSEE 3/ 3/79

QUALIFYING FOR THIS MEET: 3:03.85

SEEDING FOR FINALS

LANE ID NAME AGE TEAM TRIALS TIME PLACE

CONSOLATION FINALS

1	(8)	UNIV. TENNESSEE		3:00.73	<u>2</u>	<u>2:58.95</u>
2	(24)	UNIV. OF ALABAMA		3:00.15	<u>4</u>	<u>2:59.24</u>
3	(59)	U.S.C.		2:59.01	<u>3</u>	<u>2:59.20</u>
4	(41)	UNIV. OF MICHIGAN		2:59.54	<u>5</u>	<u>2:59.41</u>
5	(57)	U.C. ST. BARBARA		3:00.16	<u>6</u>	<u>2:59.52</u>
6	(23)	S.M.U.		3:00.77	<u>1</u>	<u>2:58.77</u>

CHAMPIONSHIP FINALS

1	(39)	UNIV. OF FLORIDA		2:58.31	<u>5</u>	<u>2:57.38</u>
2	(52)	CALIFORNIA		2:57.76	<u>6</u>	<u>2:57.83</u>
3	(26)	U.C.L.A.		2:57.39	<u>4</u>	<u>2:57.30</u>
<u>4</u>	<u>(33)</u>	<u>ARIZONA STATE</u>		2:57.70	<u>3</u>	<u>2:57.02</u>
5	(17)	UNIV. OF TEXAS		2:58.15	<u>2</u>	<u>2:56.17</u>
6	(10)	AUBURN		2:58.79	<u>1</u>	<u>2:55.16</u>

ALTERNATES

13)	UNIV. OF ARIZONA	3:01.35
14)	UNIV. OF ARKANSAS	3:01.38
15)	UNIV. MINNESOTA	3:01.40
16)	UNIV. OF IOWA	3:01.92
17)	CLEMSON	3:03.12
18)	PRINCETON	3:03.24
19)	UNIV. OF NEBRASKA	3:03.43
20)	HARVARD	3:03.50
21)	UNIV. WISCONSIN	3:03.60
22)	INDIANA	3:03.71
23)	UNIV. N. CAROLINA	3:03.96
24)	UNIV. PITTSBURGH	3:05.43
25)	LONG BEACH STATE	3:05.46
26)	UNIV. OF MISSOURI	3:05.96
	S. ILLINOIS	DISQUAL

43.
 44.59
 44.19
 42.55

1980 NCAA NATIONAL SWIMMING AND DIVING CHAMPIONSHIPS
 BLODGETT POOL, HARVARD UNIVERSITY
 CAMBRIDGE, MASSACHUSETTS
 MARCH 28-31, 1980

EVENT : 16 400 YARDS FREESTYLE RELAY CHAMPIONSHIPS

NAME	TIME	UNIVERSITY
USA RECORD	3:54.88	USA
AMERICAN RECORD	3:55.00	USA
MEET RECORD	3:55.00	USA
POOL RECORD	3:55.00	USA
USA RECORD	3:55.00	USA

NAME	TIME	UNIVERSITY
1	3:58.77	YALE
2	3:59.16	YALE
3	3:59.27	YALE
4	3:59.42	YALE
5	3:59.73	YALE

NAME	TIME	UNIVERSITY
1	3:58.77	YALE
2	3:59.16	YALE
3	3:59.27	YALE
4	3:59.42	YALE
5	3:59.73	YALE

NAME	TIME	UNIVERSITY
1	3:58.77	YALE
2	3:59.16	YALE
3	3:59.27	YALE
4	3:59.42	YALE
5	3:59.73	YALE

Handwritten notes:
 1st
 2nd
 3rd
 4th
 5th

NAME	TIME	UNIVERSITY
1	3:58.77	YALE
2	3:59.16	YALE
3	3:59.27	YALE
4	3:59.42	YALE
5	3:59.73	YALE

NAME	TIME	UNIVERSITY
1	3:58.77	YALE
2	3:59.16	YALE
3	3:59.27	YALE
4	3:59.42	YALE
5	3:59.73	YALE

NAME	TIME	UNIVERSITY
1	3:58.77	YALE
2	3:59.16	YALE
3	3:59.27	YALE
4	3:59.42	YALE
5	3:59.73	YALE

ATTENTION TO ALL COACHES


You are reminded that the provisions of the Disqualification Procedures as outlined on page 27 in the 1980 Swimming Handbook (blue publication) will be strictly enforced. Any "misconduct" on the part of your athletes will result in disciplinary and/or financial action directed at those responsible.

Such incidents can only reflect negatively on you and your institution. Preventative action is the direct responsibility of the Head Coach.

The NCAA Games Committee is schedule to meet Sunday morning to review any "incidents". At this time informal hearings may be held to determine the responsibility of those people involved.

NCAA SWIMMING COMMITTEE

March 29, 1980.



1980 NCAA NATIONAL SWIMMING AND DIVING CHAMPIONSHIPS
 BLODGETT POOL, HARVARD UNIVERSITY
 CAMBRIDGE, MASSACHUSETTS
 MARCH 27, 1980

EVENT : 1 500 YARDS FREESTYLE

U.S. OPEN RECORD:	4:16.40	BRIAN GOODELL	MISSION VIEJO	4/ 5/78
AMERICAN RECORD:	4:16.40	BRIAN GOODELL	MISSION VIEJO	4/ 5/78
MEET RECORD:	4:16.43	BRIAN GOODELL	UCLA	3/22/79
POOL RECORD:	4:22.81	BOBBY HACKETT	HARVARD	2/10/80
NCAA RECORD:	4:16.43	BRIAN GOODELL	UCLA	3/22/79

QUALIFYING FOR THIS MEET: 4:28.01

FINAL RESULTS

PLACE	NAME	AGE	TEAM	TRIALS	FINAL
-------	------	-----	------	--------	-------

CHAMPIONSHIP FINALS

1)	GOODELL, BRIAN	81	U.C.L.A.	4:18.17	4:17.81 *
	:49.8 1:42.5	2:34.3	3:26.1	4:17.8	
	* POOL RECORD:				
2)	SZMIDT, PETER	83	CALIFORNIA	4:18.97	4:19.44
	:50.4 1:43.3	2:36.5	3:28.8	4:19.4	
3)	HILLENBAMP, JOHN	82	UNIV. OF FLORIDA	4:20.94	4:20.14
	:49.9 1:42.5	2:35.3	3:27.8	4:20.1	
4)	LARSON, DAVID	81	UNIV. OF FLORIDA	4:21.86	4:21.83
	:49.6 1:42.6	2:36.0	3:29.5	4:21.8	
5)	HACKETT, BOBBY	81	HARVARD	4:21.64	4:23.06
	:49.9 1:42.6	2:35.6	3:29.2	4:23.0	
6)	FLOAT, JEFF	82	U.S.C.	4:21.80	4:24.35
	:50.0 1:43.1	2:36.1	3:30.0	4:24.3	

CONSOLATION FINALS

7)	TOWNE, DOUG	83	UNIV. OF ARIZONA	4:22.15	4:20.55
	:50.2 1:42.5	2:35.4	3:28.0	4:20.5	
8)	WEICK, BARI	83	STANFORD	4:23.04	4:22.17
	:52.0 1:44.5	2:37.8	3:30.7	4:22.1	
9)	ANDERSON, KIRK	81	CALIFORNIA	4:22.08	4:23.47
	:51.0 1:44.0	2:37.2	3:30.8	4:23.4	
10)	BORGSTROM, ARNE	82	UNIV. OF ALABAMA	4:24.02	4:24.97
	:51.0 1:44.0	2:37.5	3:31.5	4:24.9	
11)	BEARDSLEY, CRAIG	82	UNIV. OF FLORIDA	4:23.91	4:26.80
	:50.8 1:44.2	2:38.3	3:33.1	4:26.8	
12)	SPAUD, JOHN	82	UNIV. OF MICHIGAN	4:23.33	4:29.90
	:50.7 1:43.4	2:37.6	3:33.6	4:29.9	

1980 NCAA NATIONAL SWIMMING AND DIVING CHAMPIONSHIPS
 BLODGETT POOL, HARVARD UNIVERSITY
 CAMBRIDGE, MASSACHUSETTS
 MARCH 27, 1980

EVENT : 2 200 YARDS INDIVIDUAL MEDLEY

U.S. OPEN RECORD:	1:48.26	SCOTT SPANN	AUBURN	3/24/77
AMERICAN RECORD:	1:48.26	SCOTT SPANN	AUBURN	3/24/77
MEET RECORD:	1:48.26	SCOTT SPANN	AUBURN	3/24/77
POOL RECORD:	1:51.61	DAVID LUNDBERG	HARVARD	2/10/80
NCAA RECORD:	1:48.26	SCOTT SPANN	AUBURN	3/24/77

QUALIFYING FOR THIS MEET: 1:52.96

FINAL RESULTS

PLACE	NAME	AGE	TEAM	TRIALS	FINAL
-------	------	-----	------	--------	-------

CHAMPIONSHIP FINALS

1)	BARRETT, WILLIAM	82	U.C.L.A.	1:47.93	1:46.25 *
	:22.8 :50.6	1:21.0	1:46.2		
	* US OPEN RECORD: AMERICAN RECORD: MEET RECORD: POOL RECORD: NCAA RECORD:				
2)	LUNDQUIST, STEVE	83	S.M.U.	1:48.27	1:46.81
	:23.2 :51.0	1:21.3	1:46.8		
3)	SPANN, SCOTT	81	UNIV. OF TEXAS	1:49.19	1:48.63
	:22.6 :50.2	1:21.8	1:48.6		
4)	FREDERICKS, KIRT	80	U.S.C.	1:49.15	1:50.00
	:23.2 :51.2	1:23.7	1:50.0		
5)	ZUBERO, DAVID	81	UNIV. OF FLORIDA	1:49.53	1:50.08
	:23.4 :52.0	1:24.5	1:50.0		
6)	FOWLER, JAMES	81	U.S.C.	1:50.02	1:50.69
	:23.9 :50.7	1:24.1	1:50.6		

CONSOLATION FINALS

7)	JOHNSON, JIM	82	CALIFORNIA	1:51.07	1:49.87
	:24.3 :52.2	1:23.3	1:49.8		
8)	SANTOS, DAVID	81	CALIFORNIA	1:50.74	1:49.94
	:24.4 :53.0	1:24.2	1:49.9		
9)	PERRY, WILLIAM	81	UNIV. OF FLORIDA	1:50.39	1:50.98
	:23.9 :52.6	1:25.2	1:50.9		
10)	STANTON, PATRICK	80	LONG BEACH STATE	1:51.12	1:51.62
	:24.5 :53.2	1:25.3	1:51.6		
11)	SIMONS, JOHN	83	STANFORD	1:50.99	1:51.69
	:24.5 :52.5	1:24.7	1:51.6		
12)	MILLER, CLINTON	81	UNIV. OF FLORIDA	1:50.87	1:52.40
	:24.0 :52.2	1:26.2	1:52.4		

1980 NCAA NATIONAL SWIMMING AND DIVING CHAMPIONSHIPS
 BLODGETT POOL, HARVARD UNIVERSITY
 CAMBRIDGE, MASSACHUSETTS
 MARCH 27, 1980

EVENT : 3 50 YARDS FREESTYLE

U.S. OPEN RECORD: 0:00.00 NO RECORD
 AMERICAN RECORD: 0:00.00 NO RECORD
 MEET RECORD: 0:19.70 JOE BOTTOM SOUTHERN CAL. 3/24/77
 POOL RECORD: 0:20.67 MALCOLM COOPER HARVARD 3/ 1/79
 NCAA RECORD: 0:19.70 JOE BOTTOM SOUTHERN CAL. 3/24/77

QUALIFYING FOR THIS MEET: 0:20.82

FINAL RESULTS

PLACE	NAME	AGE	TEAM	TRIALS	FINAL
-------	------	-----	------	--------	-------

CHAMPIONSHIP FINALS

1)	COAN, ANDY		UNIV. TENNESSEE	0:20.22	0:19.92
2)	KIRCHNER, KRIS	81	UNIV. OF TEXAS	0:20.24	0:19.95
3)	GAINES, AMBROSE	81	AUBURN	0:19.80 *	0:20.04
	* POOL RECORD:				
4)	HOLMERTZ, PELLE	82	CALIFORNIA	0:20.20	0:20.12
5)	STAHL, BRUCE	80	U.C. ST. BARBARA	0:20.09	0:20.14
6)	RAMIREZ, ROBIN	81	UNIV. OF FLORIDA	0:20.13	0:20.26

CONSOLATION FINALS

7)	GRIFFITH, ARTHUR	81	UNIV. MINNESOTA	0:20.34	0:20.05
8)	WYATT, STEVEN	80	UNIV. OF ARIZONA	0:20.26	0:20.22
9)	MC CAGG, DAVID	80	AUBURN	0:20.28	0:20.23
10)	FINICAL, ERIC	83	UNIV. OF TEXAS	0:20.31	0:20.29
11)	ELLEMAN, MIKE	80	CALIFORNIA	0:20.35	0:20.32
12)	LEAMY, ROBIN	82	U.C.L.A.	0:20.25	0:20.38

1980 NCAA NATIONAL SWIMMING AND DIVING CHAMPIONSHIPS
 BOSTON, MASSACHUSETTS
 CAMBRIDGE, MASSACHUSETTS
 MARCH 1980

EVENT	YARDS	PRESTIGE	SCORE	TIME
U.S. OPEN RECORD	0:00:00	NO RECORD	0:00:00	0:00:00
AMERICAN RECORD	0:00:00	NO RECORD	0:00:00	0:00:00
BEST RECORD	0:19:00	JOE BOTTON	SOUTHERN CAL	0:19:00
POOL RECORD	0:20:00	WALCOLE COOPER	UNIVERSITY OF	0:20:00
NCAA RECORD	0:19:30	JOE BOTTON	SOUTHERN CAL	0:19:30

QUALIFYING FOR THIS MEET: 0:20:00

PLACE	NAME	AGE	TEAM	TIME	SEMI-FINAL
-------	------	-----	------	------	------------

CHAMPIONSHIP FINALS

1	COHN, ANDY	81	UNIV. TENNESSEE	0:20:35	0:20:35
2	LAZARUS, ERIC	81	UNIV. OF TEXAS	0:20:35	0:20:35
3	DAINES, ANDREW	81	UNIV. OF TEXAS	0:20:35	0:20:35
4	ROBERTS, ERIC	82	CALIFORNIA	0:20:50	0:20:50
5	STAN, BROCK	80	UNIV. OF CALIFORNIA	0:20:50	0:20:50
6	HANLEY, ROBIN	81	UNIV. OF TEXAS	0:20:50	0:20:50
7	DRIVY, ARTHUR	81	UNIV. OF TEXAS	0:20:50	0:20:50
8	WATKINS, STEVEN	80	UNIV. OF ARIZONA	0:20:50	0:20:50
9	MCLEOD, DAVID	80	UNIV. OF TEXAS	0:20:50	0:20:50
10	WATSON, ERIC	80	UNIV. OF TEXAS	0:20:50	0:20:50
11	WATSON, MIKE	80	CALIFORNIA	0:20:50	0:20:50
12	HANLEY, ROBIN	80	U.C.L.A.	0:20:50	0:20:50

13	WATSON, MIKE	80	UNIV. OF TEXAS	0:20:50	0:20:50
14	WATSON, MIKE	80	UNIV. OF TEXAS	0:20:50	0:20:50
15	WATSON, MIKE	80	UNIV. OF TEXAS	0:20:50	0:20:50
16	WATSON, MIKE	80	UNIV. OF TEXAS	0:20:50	0:20:50
17	WATSON, MIKE	80	UNIV. OF TEXAS	0:20:50	0:20:50
18	WATSON, MIKE	80	UNIV. OF TEXAS	0:20:50	0:20:50
19	WATSON, MIKE	80	UNIV. OF TEXAS	0:20:50	0:20:50
20	WATSON, MIKE	80	UNIV. OF TEXAS	0:20:50	0:20:50

1980 NCAA NATIONAL SWIMMING AND DIVING CHAMPIONSHIPS
 BLODGETT POOL, HARVARD UNIVERSITY
 CAMBRIDGE, MASSACHUSETTS
 MARCH 27, 1980

EVENT : 4 1 METER DIVING

U.S. OPEN RECORD: 0.00
 AMERICAN RECORD: 0.00
 MEET RECORD: 0.00
 POOL RECORD: 0.00
 NCAA RECORD: 0.00

QUALIFYING FOR THIS MEET: 450.00

RANK	NAME	AGE	TEAM	SEMI		
				PRELIM	FINALS	FINALS
1	LOUGANIS, GREGORY	82	UNIV. OF MIAMI	249.90	383.35	557.20
2	BOLLINGER, ROBERT	82	INDIANA	213.45	342.95	496.95
3	WRIGHT, KEVIN	82	OHIO STATE	225.75	344.05	485.05
4	MACHEMER, KEVIN	81	UNIV.OF MICHIGAN	228.35	344.25	478.05
5	SNODE, CHRISTOPHER	80	UNIV. OF FLORIDA	202.80	323.10	477.45
6	STAJKOVIC, NIKI	81	INDIANA	228.70	339.40	473.65
7	MERRIOTT, RON	82	UNIV.OF MICHIGAN	215.10	319.30	469.45
8	THEOBALD, RICK	81	S. ILLINOIS	208.55	324.90	459.30
9	TENNANT, RICK	81	S.M.U.	220.80	336.70	457.55
10	MAC ASKILL, DOUGLAS	80	INDIANA	210.85	323.35	453.75
11	BORDSON, BRENT	80	UNIV. MINNESSOTA	205.75	317.65	447.90
12	VIGILETTI, KEN	81	UNIV.OF MICHIGAN	210.80	316.95	444.65
13	BOTSKO, ROY	80	UNIV. OF MIAMI	198.20	308.30	
14	DE CLOUX, GRAIG	81	UNIV. WISCONSIN	205.60	308.00	
15	SCOTT, TONY	80	UNIV. OF TEXAS	200.35	307.55	
16	BREITFELLER, PAUL	81	N CAROLINA STATE	207.05	307.45	
17	CHELICH, CHRISTOPHER	82	UNIV. WISCONSIN	193.70	301.15	
18	RYAN, JAMES	83	OHIO STATE	196.70	298.70	
19	HOFFMAN, DWIGHT		N. MICHIGAN	199.60	296.50	
20	PLANT, DAN		ARIZONA STATE	193.65	295.30	
21	CHESTER, EARL	81	UNIV. OF ALABAMA	192.95	292.60	
22	GREENWELL, JOE	83	PENN. STATE	193.90	291.10	
23	GELLER, MITCHELL	83	UNIV. OF TEXAS	192.85	291.05	
24	MASTEY, GARRY	80	S. ILLINOIS	195.95	286.60	
25	BURGERING, DREW	80	AUBURN	192.05		
26	SCHRAMM, STEVE	80	HARVARD	190.50		
27	LAYLAND, LENNY	83	UNIV. OF MIAMI	189.55		
28	COOK, MICHAEL	81	UNIV. OF TEXAS	189.40		
29	SAGGAU, PETER	80	MICHIGAN STATE	184.90		
30	LINDELL, CRAIG		FLORIDA STATE	182.30		
31	SAMUELSON, ARTHUR	82	OHIO STATE	181.45		
32	ERICSON, DUWAN		ARIZONA STATE	178.30		
33	SUMMERS, CURT	81	UNIV. OF ARIZONA	178.25		

(CONTINUED ON NEXT PAGE)

(CONTINUED)

24	SCHAUMANN, KIRK	80	ARMY	177.95	WEST RECORD
35	POSYTON, RON	82	N CAROLINA STATE	176.60	
36	GURNEE, MIKE	80	COLUMBIA	168.95	U.S. OPEN RECORD
37	MOORE, JIM		UNIV. OF VIRGINIA	166.45	AMERICAN RECORD
38	MC GREGOR, DOUG	81	UNIV. OF UTAH	163.40	WEST RECORD
39	WARD, JONATHAN	81	UNIV. OF GEORGIA	162.95	POOL RECORD
40	CARTER, JEFF		UNIV. TENNESSEE	160.15	NCAA RECORD
41	SCOTTY, BRIAN	83	UNIV. OF ILLINOIS	157.35	
42	HELPENSTELL, TOM	81	GRINNELL	141.90	QUALIFYING FOR WEST

PLAC	NAME	AGE	TEAM	PRELIM	FINALS	FINALS
1	LOUGHRAN, GREGORY	82	UNIV. OF MICHIGAN	249.90	283.25	257.50
2	BOLLINGER, ROBERT	82	INDIANA	213.25	242.25	226.25
3	WRIGHT, KEVIN	82	OHIO STATE	222.75	241.25	228.25
4	MAGNEMSE, KEVIN	81	UNIV. OF MICHIGAN	228.25	244.25	218.25
5	SMOKE, CHRISTOPHER	80	UNIV. OF FLORIDA	202.80	253.10	217.45
6	STALOVIC, MIKO	81	INDIANA	228.30	234.40	213.25
7	BRUNETT, RON	82	UNIV. OF MICHIGAN	212.10	219.30	208.45
8	THOMAS, DEE	81	ILLINOIS	208.25	234.20	229.30
9	TARRANT, RICK	81	INDIANA	220.00	236.10	227.25
10	MAC KELLY, DOUGLAS	80	INDIANA	210.25	223.25	223.25
11	HENDERSON, BRENT	80	UNIV. MINNESOTA	202.75	217.25	207.25
12	ALBERTI, ERN	81	UNIV. OF MICHIGAN	210.80	216.25	207.25
13	WARD, ROY	80	UNIV. OF MICHIGAN	198.20	208.20	
14	DE GLOUX, CRAIG	81	UNIV. WISCONSIN	202.80	208.00	
15	BOETT, TONY	80	UNIV. OF TEXAS	200.25	207.25	
16	SMITH, PAUL	81	N. CAROLINA STATE	207.00	207.25	
17	CHRISTOPHERS, CHRISTOPHER	81	UNIV. WISCONSIN	193.75	201.25	
18	REIN, JAMES	80	OHIO STATE	196.70	206.70	
19	WORMAN, DWIGHT		N. MICHIGAN	199.80	206.20	
20	FLATT, DAN		ARIZONA STATE	193.25	202.20	
21	CHRISTY, EARL	81	UNIV. OF ALABAMA	192.25	202.80	
22	GREENWELL, JOE	81	PENN. STATE	193.20	201.10	
23	GLASS, MITCHELL	82	UNIV. OF TEXAS	192.25	201.25	
24	MASKEY, GARY	80	ILLINOIS	192.25	206.20	
25	BURKHARDT, DEW	80	ARIZONA	192.00		
26	SCHRAMM, STEVE	80	HARVARD	190.20		
27	LATANE, LARRY	82	UNIV. OF MICHIGAN	188.25		
28	COOK, MICHAEL	81	UNIV. OF TEXAS	189.40		
29	SAGGAN, PETER	80	MICHIGAN STATE	184.25		
30	LINDL, CRAIG		FLORIDA STATE	182.20		
31	SMITHSON, ARTHUR	80	OHIO STATE	181.25		
32	BRIDGES, DONALD		ARIZONA STATE	178.20		
33	SUMMERS, CURT	81	UNIV. OF ARIZONA	178.25		

1980 NCAA NATIONAL SWIMMING AND DIVING CHAMPIONSHIPS
 BLODGETT POOL, HARVARD UNIVERSITY
 CAMBRIDGE, MASSACHUSETTS
 MARCH 27, 1980

EVENT : 5 400 YARDS MEDLEY RELAY

U.S. OPEN RECORD: 3:15.22 CALIFORNIA 3/22/79
 AMERICAN RECORD: 3:17.62 AUBURN 3/24/77
 MEET RECORD: 3:15.22 CALIFORNIA 3/22/79
 POOL RECORD: 3:22.30 HARVARD 2/10/80
 NCAA RECORD: 3:15.22 CALIFORNIA 3/22/79

QUALIFYING FOR THIS MEET: 3:25.70

FINAL RESULTS

PLACE NAME AGE TEAM TRIALS FINAL

CHAMPIONSHIP FINALS

1)	UNIV. OF TEXAS			3:17.64	3:14.59 *
	:50.04 1:44.13	2:31.72	3:14.59		
	BRITT, CLAY	SPANN, SCOTT	PAULUS, WILLIAM	KIRCHNER, KRIS	
	* US OPEN RECORD: AMERICAN RECORD: MEET RECORD: POOL RECORD: NCAA RECORD:				
2)	U.C.L.A.			3:17.14	3:16.03
	:50.89 1:44.62	2:32.69	3:16.03		
	GOODELL, BRIAN	BARRETT, WILLIAM	PLACAK, ROBERT	LEAMY, ROBIN	
3)	CALIFORNIA			3:17.24	3:16.49
	:51.30 1:45.86	2:32.67	3:16.49		
	WILSON, DAVID	FREEMAN, JEFF	ARVIDSSON, PAR	HOLMERTZ, PELLE	
4)	AUBURN			3:17.59	3:16.71
	:49.88 1:46.31	2:34.31	3:16.71		
	MARSH, DAVID	MESSER, DAVID	MC CAGG, DAVID	GAINES, AMBROSE	
5)	S.M.U.			3:17.51	3:16.72
	:51.52 1:44.89	2:32.56	3:16.72		
	WINEGARNER, JIM	LUNDQUIST, STEVE	GOOSEN, GUY	KRAUS, GREG	
6)	INDIANA			3:19.92	3:19.21
	:50.45 1:45.74	2:34.21	3:19.21		
	ARANTES, ROMULO	SCHLATTER, MARC	HALLIBURTON, JAM	SHARPE, CHARLES	

CONSOLATION FINALS

7)	UNIV. OF ALABAMA			3:21.25	3:19.97
	:51.58 1:47.12	2:35.65	3:19.97		
	HORNBY, DONALD	HIGGINSON, GREG	CLINTON, KEITH	DIMICK, ROBERT	
8)	U.S.C.			3:20.05	3:20.26
	:50.55 1:48.24	2:35.90	3:20.26		
	FOWLER, JAMES	WILTSE, ROBERT	FREDERICKS, KIRT	FERSTEL, JAMES	

(CONTINUED ON NEXT PAGE)

(CONTINUED)

9)	UNIV. OF FLORIDA			3:19.95		3:20.27
	:51.53 1:48.72	2:36.18	3:20.27			
	DICKSON, KEITH	ST. DENIS, MICHA	OSTLUND, GRANT		RAMIREZ, ROBIN	
10)	UNIV. TENNESSEE			3:21.21		3:20.30
	:52.39 1:47.88	2:37.24	3:20.30			
	GRAHAM, BART	FAYKES, GARY	JOHANNES, JOHN		COAN, ANDY	
11)	STANFORD			3:21.24		3:21.83
	:50.35 1:48.16	2:37.25	3:21.83			
	FLEMONS, WADE	JIMENEZ, JOE	HAGBERG, BOB		KNAPP, TED	
12)	UNIV. OF IOWA			3:21.64		3:21.99
	:51.03 1:48.41	2:37.87	3:21.99			
	ROEMER, TOM	HURLEY, MIKE	ROBERTS, CHARLIE		BRASK, BENT	

(CONTINUED ON NEXT PAGE)

THE UNIVERSITY OF MICHIGAN LIBRARY

THE UNIVERSITY OF MICHIGAN LIBRARY
ANN ARBOR, MICHIGAN
1917



THE UNIVERSITY OF MICHIGAN LIBRARY
ANN ARBOR, MICHIGAN
1917

THE UNIVERSITY OF MICHIGAN LIBRARY
ANN ARBOR, MICHIGAN
1917

THE UNIVERSITY OF MICHIGAN LIBRARY
ANN ARBOR, MICHIGAN
1917

THE UNIVERSITY OF MICHIGAN LIBRARY
ANN ARBOR, MICHIGAN
1917

Swim coaches agree: Accusplit™ is the best

Coaches and swimmers all over the country who have tried it agree—the incredible new Accusplit 760 is the best stopwatch ever.

The extraordinary Accusplit 760.

- Actually remembers lap splits as you take them.
- Lets you display splits and total after the event is over.

You never have to look away from the action to make notes on lap times—even for an instant.



SHOWN
ACTUAL SIZE

\$79.95

Suggested retail price.

And you never have to subtract cumulative splits to get lap times.

The Accusplit 760 does it all—automatically!

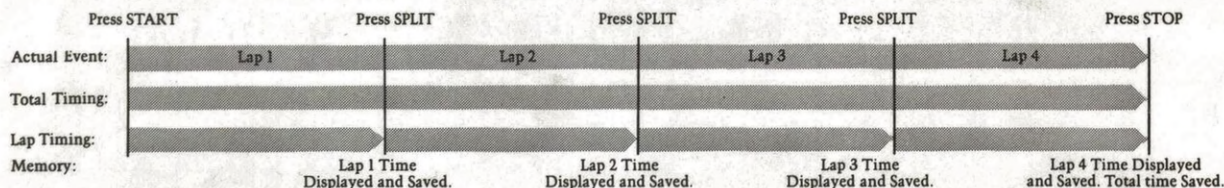
In relays you can time all four competitors and still watch the touch.

In intermediate and long-distance races, you can use the memories to record the total times of four finishers.

The built-in memories of the Accusplit 760 will take and store standard cumulative splits or lap splits-with-total—whichever you want.

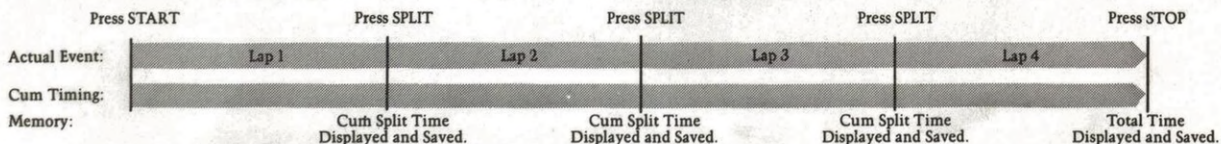


Timing laps and total with Accusplit 760. (Lap Split Mode)



After pressing Split button to save time in memory, press again to resume display of running time. Last 4 lap times and total saved in memory may be displayed for review after the event as often as necessary by pressing split button.

Timing cumulative splits with Accusplit 760. (Cum Split Mode)



After pressing Split button to save time in memory, press again to resume display of running time. Last 3 cum split times and total saved in memory may be displayed for review after the event as often as necessary by pressing Split button.

How to get your Accusplit fast.

In Cambridge, see
James F. Brine
Harvard Square
29 Brattle Street
Cambridge, MA 02138

or

Call toll-free for the name and
address of your nearest
Accusplit dealer: 800-538-9750.
In California, Alaska, and Hawaii
call: 408-988-8000.

1980 NCAA NATIONAL SWIMMING AND DIVING CHAMPIONSHIPS
 BLODGETT POOL, HARVARD UNIVERSITY
 CAMBRIDGE, MASSACHUSETTS
 MARCH 28, 1980

FINAL RESULTS

EVENT : 6 400 YARDS INDIVIDUAL MEDLEY

U.S. OPEN RECORD:	3:48.24	JESSE VASSALLO	MISSION VIEJO	4/12/79
AMERICAN RECORD:	3:48.24	JESSE VASSALLO	MISSION VIEJO	4/12/79
MEET RECORD:	3:50.80	BRIAN GOODELL	UCLA	3/23/79
POOL RECORD:	4:01.48	DAVID LUNDBERG	HARVARD	1 / 79
NCAA RECORD:	3:50.80	BRIAN GOODELL	UCLA	3/23/79

QUALIFYING FOR THIS MEET: 4:01.49

FINAL RESULTS

PLACE	NAME	AGE	TEAM	TRIALS	FINAL
-------	------	-----	------	--------	-------

CHAMPIONSHIP FINALS

1)	GOODELL, BRIAN	81	U.C.L.A.	3:52.54	3:51.38 *
	:52.7 1:50.3	2:58.9	3:51.3		
	* POOL RECORD:				
2)	FLOAT, JEFF	82	U.S.C.	3:53.46	3:53.41
	:52.9 1:52.9	3:01.5	3:53.4		
3)	JOHNSON, JIM	82	CALIFORNIA	3:54.55	3:53.73
	:54.0 1:54.8	3:00.7	3:53.7		
4)	SIMONS, JOHN	83	STANFORD	3:55.63	3:54.16
	:53.5 1:53.9	2:59.6	3:54.1		
5)	SANTOS, DAVID	81	CALIFORNIA	3:54.89	3:55.29
	:54.6 1:56.0	3:02.2	3:55.2		
6)	MATSUDA, SCOTT	83	U.S.C.	3:56.37	3:58.17
	:54.0 1:56.8	3:04.4	3:58.1		

CONSOLATION FINALS

7)	STANTON, PATRICK	80	LONG BEACH STATE	3:56.39	3:56.18
	:53.7 1:55.2	3:02.3	3:56.1		
8)	RIVES, KELLY	82	UNIV. OF TEXAS	3:57.32	3:56.30
	:52.4 1:53.1	3:01.3	3:56.3		
9)	PERRY, WILLIAM	81	UNIV. OF FLORIDA	3:56.59	3:56.64
	:51.9 1:53.4	3:03.1	3:56.6		
10)	BORGSTROM, ARNE	82	UNIV. OF ALABAMA	3:58.11	3:57.52
	:54.7 1:56.5	3:04.2	3:57.5		
11)	MILLER, CLINTON	81	UNIV. OF FLORIDA	3:56.76	3:58.64
	:52.1 1:52.0	3:04.1	3:58.6		
12)	SAPHIR, MICHAEL	81	U.C.L.A.	3:56.75	3:58.78
	:53.2 1:55.6	3:04.7	3:58.7		

1980 NCAA NATIONAL SWIMMING AND DIVING CHAMPIONSHIPS
 BLODGETT POOL, HARVARD UNIVERSITY
 CAMBRIDGE, MASSACHUSETTS
 MARCH 28, 1980

EVENT : 7 200 YARDS FREESTYLE

U.S. OPEN RECORD:	1:35.62	ANDY COAN	TENNESSEE	3/23/79
AMERICAN RECORD:	1:35.62	ANDY COAN	TENNESSEE	3/23/79
MEET RECORD:	1:35.62	ANDY COAN	TENNESSEE	3/23/79
POOL RECORD:	1:38.09	BOBBY HACKETT	HARVARD	2/10/80
NCAA RECORD:	1:35.62	ANDY COAN	TENNESSEE	3/23/79

QUALIFYING FOR THIS MEET: 1:39.26

FINAL RESULTS

PLACE	NAME	AGE	TEAM	TRIALS	FINAL
-------	------	-----	------	--------	-------

CHAMPIONSHIP FINALS

1)	GAINES, AMBROSE	81	AUBURN	1:35.88	1:34.57 *
	:22.1 :45.9	1:10.4	1:34.5		
	* US OPEN RECORD: AMERICAN RECORD: MEET RECORD: POOL RECORD: NCAA RECORD:				
2)	LARSON, DAVID	81	UNIV. OF FLORIDA	1:36.62	1:35.92
	:22.7 :46.8	1:11.2	1:35.9		
3)	KRAUS, GREG	80	S.M.U.	1:36.41	1:36.07
	:22.6 :46.8	1:11.3	1:36.0		
4)	KIRCHNER, KRIS	81	UNIV. OF TEXAS	1:37.57	1:36.79
	:22.8 :47.3	1:12.0	1:36.7		
5)	SZMIDT, PETER	83	CALIFORNIA	1:37.62	1:37.43
	:23.7 :48.5	1:13.4	1:37.4		
6)	REVELLI, PAOLO	83	CALIFORNIA	1:37.35	1:37.87
	:23.5 :48.0	1:13.2	1:37.8		

CONSOLATION FINALS

7)	HACKETT, BOBBY	81	HARVARD	1:38.25	1:37.56
	:22.9 :47.3	1:12.1	1:37.5		
8)	TOWNE, DOUG	83	UNIV. OF ARIZONA	1:38.35	1:38.01
	:23.5 :48.2	1:13.3	1:38.0		
9)	HILLENBAMP, JOHN	82	UNIV. OF FLORIDA	1:38.43	1:38.48
	:23.4 :48.1	1:13.2	1:38.4		
10)	O'HARA, ANDY	81	PRINCETON	1:38.36	1:38.81
	:23.1 :48.2	1:13.6	1:38.8		
11)	TAYLOR, TODD	80	DARTMOUTH	1:38.14	1:39.00
	:23.0 :47.8	1:13.2	1:39.0		
12)	CANALES, FERNANDO	81	UNIV. OF MICHIGAN	1:38.02	1:39.81
	:22.3 :47.4	1:13.9	1:39.8		

1980 NCAA NATIONAL SWIMMING AND DIVING CHAMPIONSHIPS
 BLODGETT POOL, HARVARD UNIVERSITY
 CAMBRIDGE, MASSACHUSETTS
 MARCH 28, 1980

EVENT : 8 100 YARDS BUTTERFLY

U.S. OPEN RECORD:	0:47.76	PAR ARVIDSSON	CALIFORNIA	3/23/79
AMERICAN RECORD:	0:47.77	JOE BOTTOM	SOUTHERN CAL.	3/25/77
MEET RECORD:	0:47.76	PAR ARVIDSSON	CALIFORNIA	3/23/79
POOL RECORD:	0:48.84	BILL SPECHT	PRINCETON	2/ 2/80
NCAA RECORD:	0:47.76	PAR ARVIDSSON	CALIFORNIA	3/23/79

QUALIFYING FOR THIS MEET: 0:49.81

FINAL RESULTS

PLACE	NAME	AGE	TEAM	TRIALS	FINAL
-------	------	-----	------	--------	-------

CHAMPIONSHIP FINALS

1)	ARVIDSSON, PAR	81	CALIFORNIA	0:47.47	0:47.36 *
	:22.6 :47.3				
	* US OPEN RECORD:		MEET RECORD:	POOL RECORD:	NCAA RECORD:
2)	PAULUS, WILLIAM	83	UNIV. OF TEXAS	0:48.54	0:48.01
	:22.6 :48.0				
3)	OSTLUND, GRANT	81	UNIV. OF FLORIDA	0:48.41	0:48.06
	:22.3 :48.0				
4)	ZUBERO, DAVID	81	UNIV. OF FLORIDA	0:48.30	0:48.48
	:23.0 :48.4				
5)	THORNTON, RICHARD	80	CALIFORNIA	0:48.64	0:48.73
	:23.0 :48.7				
6)	GOOSEN, GUY	80	S.M.U.	0:48.86	0:48.89
	:23.0 :48.8				

CONSOLATION FINALS

7)	JAGENBURG, GREG	81	UNIV. OF ARIZONA	0:48.96	0:48.91
	:23.2 :48.9				
8)	SPECHT, BILL	80	PRINCETON	0:48.93	0:49.01
	:23.1 :49.0				
9)	RICHMOND, HUNTER	81	S.M.U.	0:48.96	0:49.21
	:23.2 :49.2				
10)	WILSON, DAVID	83	CALIFORNIA	0:49.02	0:49.36
	:23.5 :49.3				
11)	HENRY, JOHN	81	UNIV. OF TEXAS	0:49.04	0:49.50
	:23.2 :49.5				
12)	PLACAK, ROBERT	81	U.C.L.A.	0:49.06	0:49.80
	:22.9 :49.8				

1980 NCAA NATIONAL SWIMMING AND DIVING CHAMPIONSHIPS
 BLODGETT POOL, HARVARD UNIVERSITY
 CAMBRIDGE, MASSACHUSETTS
 MARCH 28, 1980

EVENT : 9 100 YARDS BACKSTROKE

U.S. OPEN RECORD:	0:49.31	JOHN NABER	SOUTHERN CAL.	4/ 8/77
AMERICAN RECORD:	0:49.31	JOHN NABER	SOUTHERN CAL.	4/ 8/77
MEET RECORD:	0:49.36	JOHN NABER	SOUTHERN CAL.	3/25/77
POOL RECORD:	0:51.56	GEOFF SEELEN	HARVARD	3/ 2/79
NCAA RECORD:	0:49.31	JOHN NABER	SOUTHERN CAL.	4/ 8/77

QUALIFYING FOR THIS MEET: 0:51.96

FINAL RESULTS

PLACE	NAME	AGE	TEAM	TRIALS	FINAL
-------	------	-----	------	--------	-------

CHAMPIONSHIP FINALS

1)	BRITT, CLAY	83	UNIV. OF TEXAS	0:50.43	0:49.52 *
	:23.2 :49.5				
	* POOL RECORD:				
2)	JACKSON, BOB	80	UNIV. OF ARIZONA	0:49.86	0:49.69
	:23.6 :49.6				
3)	PICKELL, STEVE	81	U.S.C.	0:50.20	0:49.88
	:23.9 :49.8				
4)	FOWLER, JAMES	81	U.S.C.	0:50.11	0:49.89
	:23.7 :49.8				
5)	MARSH, DAVID	80	AUBURN	0:50.31	0:50.01
	:24.2 :50.0				
6)	ARANTES, ROMULO	80	INDIANA	0:50.58	0:50.20
	:24.2 :50.2				

CONSOLATION FINALS

7)	FLEMONS, WADE	82	STANFORD	0:51.09	0:50.44
	:24.6 :50.4				
8)	WOOD, STEVEN	82	AUBURN	0:51.09	0:51.37
	:24.3 :51.3				
9)	IRELAND, KENNETH	81	UNIV. N.CAROLINA	0:50.94	0:51.38
	:24.4 :51.3				
10)	HARRISON, STEVE	82	UNIV. OF IOWA	0:51.48	0:51.53
	:24.5 :51.5				
11)	WINEGARNER, JIM	81	S.M.U.	0:51.18	0:51.79
	:24.6 :51.7				
12)	TIERNEY, ROBERT	81	U.S.C.	0:51.03	0:51.90
	:24.4 :51.9				

1980 NCAA NATIONAL SWIMMING AND DIVING CHAMPIONSHIPS
 BLODGETT POOL, HARVARD UNIVERSITY
 CAMBRIDGE, MASSACHUSETTS
 MARCH 28, 1980

EVENT : 10 100 YARDS BREASTSTROKE

U.S. OPEN RECORD:	0:54.08	STEVE LUNDQUIST	TALLMAN POOLS	4/11/79
AMERICAN RECORD:	0:54.08	STEVE LUNDQUIST	TALLMAN POOLS	4/11/79
MEET RECORD:	0:54.91	GRAHAM SMITH	CALIFORNIA	3/23/79
POOL RECORD:	0:57.37	KOJI NISHIMURA	WEST POINT	3/ 2/79
NCAA RECORD:	0:54.91	GRAHAM SMITH	CALIFORNIA	3/23/79

QUALIFYING FOR THIS MEET: 0:57.85

FINAL RESULTS

PLACE	NAME	AGE	TEAM	TRIALS	FINAL
-------	------	-----	------	--------	-------

CHAMPIONSHIP FINALS

1)	LUNDQUIST, STEVE	83	S.M.U.	0:55.44	0:53.59 *
	:25.3 :53.5				
	* US OPEN RECORD: AMERICAN RECORD: MEET RECORD: POOL RECORD: NCAA RECORD:				
2)	BARRETT, WILLIAM	82	U.C.L.A.	0:54.86	0:54.14
	:25.8 :54.1				
3)	FREEMAN, JEFF	80	CALIFORNIA	0:55.65	0:55.45
	:26.2 :55.4				
4)	SPANN, SCOTT	81	UNIV. OF TEXAS	0:55.17	0:55.57
	:25.8 :55.5				
5)	SCHLATTER, MARC	80	INDIANA	0:56.11	0:55.85
	:25.9 :55.8				
6)	NEVID, NICK	83	UNIV. OF TEXAS	0:56.33	0:55.87
	:26.1 :55.8				

CONSOLATION FINALS

7)	WOO, CHRISTOPHER	81	U.C.L.A.	0:56.76	0:56.14
	:26.2 :56.1				
8)	FAYKES, GARY	81	UNIV. TENNESSEE	0:56.41	0:56.29
	:26.2 :56.2				
9)	STEINHOUSE, G. ERIC	80	DUKE	0:56.89	0:56.43
	:26.2 :56.4				
10)	HIGGINSON, GREG	83	UNIV. OF ALABAMA	0:56.81	0:56.57
	:26.5 :56.5				
11)	MEADOR, RICHARD	80	LOUISIANA STATE	0:56.95	0:56.69
	:26.7 :56.6				
12)	SANTISTEBAN, MIGUEL	82	AUBURN	0:56.85	0:56.73
	:26.8 :56.7				

1980 NCAA NATIONAL SWIMMING AND DIVING CHAMPIONSHIPS
 BLODGETT POOL, HARVARD UNIVERSITY
 CAMBRIDGE, MASSACHUSETTS
 MARCH 28, 1980

EVENT : 11 800 YARDS FREESTYLE RELAY

U.S. OPEN RECORD: 6:25.42 FLORIDA AQUATIC 4/13/79
 AMERICAN RECORD: 6:25.42 FLORIDA AQUATIC 4/13/79
 MEET RECORD: 6:28.01 FLORIDA AND SOUTHERN CAL. 3/25/77
 POOL RECORD: 6:41.84 HARVARD 3/ 2/79
 NCAA RECORD: 6:28.01 FLORIDA AND SOUTHERN CAL. 3/25/77

QUALIFYING FOR THIS MEET: 6:46.50

FINAL RESULTS

PLACE NAME AGE TEAM TRIALS FINAL

CHAMPIONSHIP FINALS

- 1) AUBURN 6:32.46 6:28.07 *
 1:38.77 3:16.32 4:52.66 6:28.07
 MORLEY, RICKEY FORRESTER, WILLI MC CAGG, DAVID GAINES, AMBROSE
 * POOL RECORD:
- 2) U.C.L.A. 6:33.88 6:31.44
 1:37.69 3:15.21 4:53.76 6:31.44
 GOODELL, BRIAN LEAMY, ROBIN BARTLE, TONY BARRETT, WILLIAM
- 3) UNIV. OF FLORIDA 6:33.22 6:31.49
 1:38.91 3:17.24 4:55.82 6:31.49
 ZUBERO, DAVID DICKSON, KEITH HILLENBAMP, JOHN LARSON, DAVID
- 4) UNIV. OF TEXAS 6:35.38 6:33.47
 1:38.02 3:16.67 4:55.13 6:33.47
 KIRCHNER, KRIS LAJOIE, JOSEPH SCHMIDT, ANDREW PAULUS, WILLIAM
- 5) CALIFORNIA 6:34.23 6:34.79
 1:38.86 3:16.10 4:54.11 6:34.79
 THORNTON, RICHAR REVELLI, PAOLO ANDERSON, KIRK SZMIDT, PETER
- 6) S.M.U. 6:36.41 6:46.61
 1:41.42 3:21.29 5:03.11 6:46.61
 RICHMOND, HUNTER TOMLIN, MARK BAUMAN, CHUCK SMITH, TOM

CONSOLATION FINALS

- 7) UNIV. OF ARIZONA 6:38.96 6:35.34
 1:38.07 3:16.91 4:56.59 6:35.34
 TOWNE, DOUG SHAW, TIM CUNNINGHAM, M.DA STUART, JEFF
- 8) UNIV. OF ALABAMA 6:38.55 6:35.69
 1:39.92 3:18.63 4:57.86 6:35.69
 MC CARTHY, BREND RAMOSKA, ROBERT DIMICK, ROBERT BORGSTROM, ARNE

(CONTINUED)

9)	UNIV. TENNESSEE			6:39.81	6:36.41
	1:39.91 3:20.36	4:59.06 6:36.41			
	MARTIN, KENT	WELDON, BOBBY	WERDINE, FRED	COAN, ANDY	
10)	PRINCETON			6:41.01	6:37.47
	1:38.74 3:19.40	4:59.83 6:37.47			
	SALTZMAN, ANDY	PETERSEN, CRAIG	SYKES, DAN	O'HARA, ANDY	
11)	ARIZONA STATE			6:38.12	6:38.00
	1:39.73 3:18.85	4:57.25 6:38.00			
	ASTBURY, ANDY	HEWSON, SAM	WELBOURN, GRAHAM	VARNER, SHANNON	
12)	UNIV. OF MICHIGAN			6:38.24	6:44.71
	1:41.15 3:20.96	5:00.39 6:44.71			
	GRIFFITH, PAUL	MURRAY, ROBERT	SPAID, JOHN	CANALES, FERNAND	

The first part of the document
 discusses the general principles
 of the system and the
 various components involved.
 It is important to note that
 the system is designed to be
 flexible and adaptable to
 changing requirements.
 The second part of the document
 provides a detailed description
 of the hardware and software
 components used in the system.
 This includes a list of the
 equipment and the software
 packages that are used.
 The third part of the document
 describes the installation and
 operation of the system.
 It includes a list of the
 steps that must be followed
 to install the system and
 a list of the procedures that
 must be followed to operate
 the system.

APPENDIX A - LIST OF EQUIPMENT

Item No.	Description	Quantity	Manufacturer
1	Computer System	1	IBM
2	Printer	1	IBM
3	Terminal	1	IBM
4	Software Package	1	IBM
5	Software Package	1	IBM
6	Software Package	1	IBM
7	Software Package	1	IBM
8	Software Package	1	IBM
9	Software Package	1	IBM
10	Software Package	1	IBM
11	Software Package	1	IBM
12	Software Package	1	IBM
13	Software Package	1	IBM
14	Software Package	1	IBM
15	Software Package	1	IBM
16	Software Package	1	IBM
17	Software Package	1	IBM
18	Software Package	1	IBM
19	Software Package	1	IBM
20	Software Package	1	IBM