

PART I.

(To be completed in Three Parts)

THE
PETIT TRIANON
VERSAILLES


ILLUSTRATED BY A SERIES OF MEASURED DRAWINGS AND
PHOTOGRAPHS OF THE ENTIRE BUILDING, EXTERIOR AND INTERIOR;
INCLUDING A LARGE SELECTION OF THE FURNITURE, AND
VARIOUS DETAILS OF IRON WORK AND BRASS WORK, TOGETHER
WITH A HISTORICAL ACCOUNT OF THE PALACE,
AND DESCRIPTIVE LETTERPRESS.

BY

JAMES A. ARNOTT AND JOHN WILSON,

ARCHITECTS.

PRICE TO SUBSCRIBERS ONE GUINEA NET EACH PART.



PREFACE.

THE Palace of the Petit Trianon, while it possesses an interest to many on account of its historical associations with Marie Antoinette and her Court, is chiefly interesting to architects and others as being a complete example of French architecture of the best period of the 18th century, and as the French styles have within recent years received considerable attention from members of the architectural profession and from those engaged in the allied arts, the authors believe that this work, illustrating the building in its entirety, will be of assistance to those seeking inspiration whilst working in this style.

Knowledge of a particular period of architecture, it will be admitted, can be most adequately obtained through a complete study of one typical building of the period in question.

Whilst there are several works dealing with the architecture of this period, as exemplified in the Petit Trianon and other buildings, they for the most part contain only photographs and some few measured drawings, and so do not give adequate information on this style.

This work, however, comprises a series of plates showing measured drawings and photographs of the exterior and interior of the entire building, including a large selection of the furniture, and various details of iron, brass, marble, and plaster works.

The arrangement of the plates is as follows:—

The block plan, showing the Petit Trianon and its garden, is first given; then follow the plans, elevations, and sections, supplemented with large scale details and quarter full-size sections of the mouldings.

Photographs of the building and its garden are also given.

In the interior, each apartment is illustrated by key elevations, which show the general arrangement and relation of the half-inch and full-size details which follow.

These are supplemented with plates giving details of carvings on panels, marble chimney pieces, plaster work, and door and window furniture.

Photographs are given of nearly all the apartments. The principal pieces of furniture are illustrated by means of scale drawings, accompanied by full-size details and photographs.

This gives the entire scheme of each apartment. As it would be difficult on a small scale section to show the characteristic curves peculiar to this period, the authors thought it preferable to give, as far as possible, the sections of the mouldings full size. It will be noticed that the mouldings are numbered on elevations, so that they can be easily located.

The plates have been reproduced from measured drawings plotted on the spot.

The authors have to acknowledge their indebtedness to the Minister of Fine Arts in France, the Conservator of the Palace of Versailles, and other officials for facilities granted them in measuring the Petit Trianon.

The authors' thanks are also due to those who kindly lent assistance, and in particular to Mr John Kinross, R.S.A., for the help and advice kindly given in the preparation of this work.


The authors have also to acknowledge the permission given to reproduce drawings by the late Mr J. Douglas Trail, Edinburgh (Plates XLV., LVIII., and LIX.)

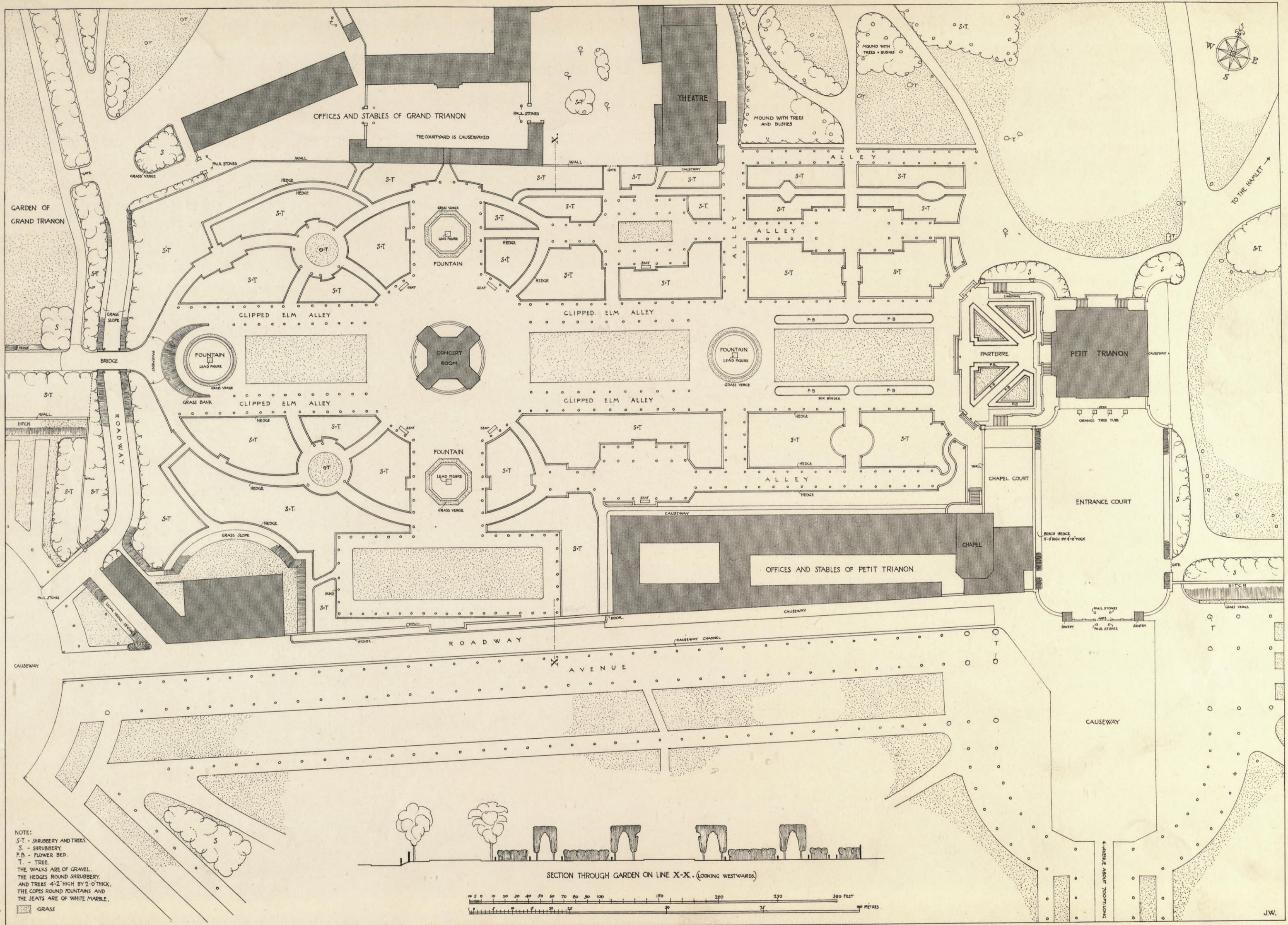
THE AUTHORS.

BY ELVAGE

LIST OF PLATES IN PART I.

PLATE	PLATE
I. BLOCK PLAN.	XXXI. DINING-ROOM—DETAIL OF DOORS IN NORTH AND SOUTH WALLS.
III. PLAN OF PRINCIPAL FLOOR.	XXXIII. Do. DETAILS OF WOODWORK.
V. SOUTH AND EAST ELEVATIONS.	XLI. SALON—KEY ELEVATIONS OF WALLS.
X. DETAILS OF EXTERNAL STONEMWORK.	XLII. Do. DETAIL OF PART FIREPLACE WALL.
XIV. EXTERNAL VIEWS. (<i>Photographs</i>).	XLIII. Do. DETAILS OF WOODWORK.
FORMAL GARDEN FROM THE PETIT TRIANON.	XLV. Do. DETAIL OF WREATH PANEL.
THE PETIT TRIANON FROM THE FORMAL GARDEN.	LV. BOUDOIR—PANELS. (<i>Photographs</i> .)
ENTRANCE COURT FROM THE PETIT TRIANON.	LVI. BEDROOM—KEY ELEVATIONS OF WALLS.
THE PETIT TRIANON AND ENTRANCE GATES.	LVII. Do. DETAILS OF WOODWORK.
XV. EXTERNAL VIEWS. (<i>Photographs</i>).	LVIII. Do. CARVED PANEL.
THE PETIT TRIANON—WEST FRONT.	LX. Do. DETAILS OF WINDOW FURNITURE.
Do. do. NORTH FRONT.	LXIII. DRESSING-ROOM—KEY ELEVATIONS OF WALLS, AND DETAILS OF WOODWORK.
Do. do. EAST FRONT.	LXIV. ROOM B—ENTRESOL. KEY ELEVATIONS AND DETAILS.
Do. do. SOUTH FRONT.	LXXVI. FURNITURE—COMMUNE IN BEDROOM.
XVI. PRINCIPAL STAIRCASE—SECTION SHOWING NORTH WALL.	LXXIX. Do. COUCH IN DINING-ROOM.
XVIII. Do. do. DETAILS OF WROUGHT-IRON RAILING—NEWEL.	LXXXII. Do. COUCH AND CHAIR IN BOUDOIR.
XXI. Do. do. DETAILS OF WROUGHT-IRON RAILING—MONOGRAM PANEL.	LXXXIII. Do. PHOTOGRAPHS OF COUCHES IN SALON, DINING-ROOM, BOUDOIR, AND BEDROOM.
XXIV. Do. do. WROUGHT-IRON RAILING—NEWEL. (<i>Photographs</i> .)	LXXXVII. Do. BED.
XXV. BILLIARD ROOM—KEY ELEVATIONS OF WALLS AND DETAILS OF WOODWORK.	XCII. Do. CLOCK IN ANTECHAMBER.
XXVIII. ANTECHAMBER—ELEVATION OF WEST WALL.	







NOTE:
 S-T - SHRUBBERY AND TREES.
 S - SHRUBBERY.
 F.B. - FLOWER BED.
 T - TREE.
 THE WALKS ARE OF GRAVEL.
 THE HEDGES ROUND SHRUBBERY
 AND TREES 4-2' HIGH BY 2'-0" THICK.
 THE COPEs ROUND FOUNTAINS AND
 THE SEATs ARE OF WHITE MARBLE.
 GRASS

BLOCK PLAN.


PLAN GÉNÉRAL.








EAST ELEVATION.




SOUTH ELEVATION.

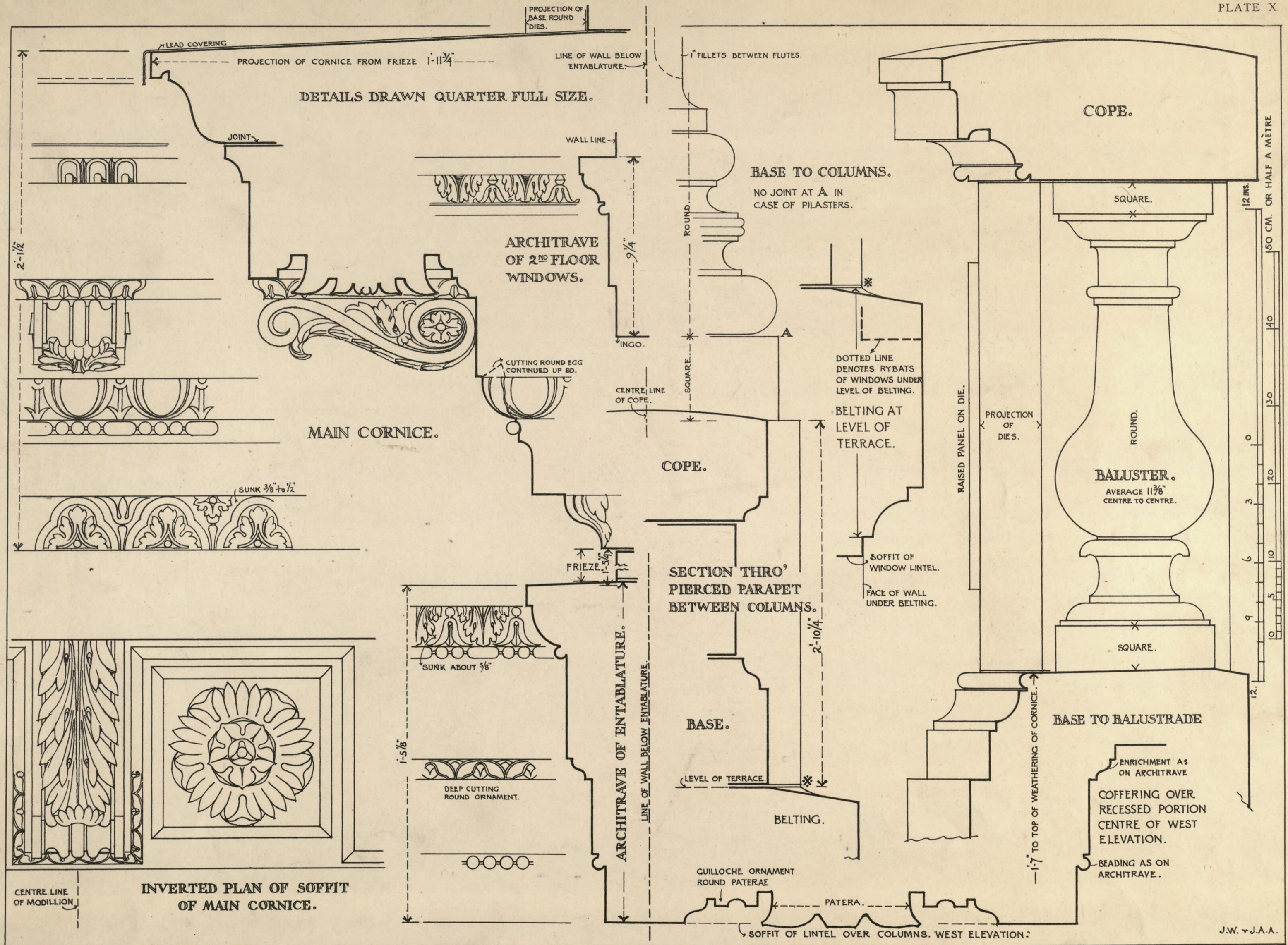


J.W. + J.A.A.

SOUTH AND EAST ELEVATIONS.


FAÇADES SUD ET EST.






DETAILS OF EXTERNAL STONWORK.


DÉTAILS DE PIERRE DES EXTÉRIEURES.





FORMAL GARDEN
FROM THE PETIT TRIANON.

JARDIN FRANÇAIS
VU DU PETIT TRIANON.



THE PETIT TRIANON
FROM THE FORMAL GARDEN.

LE PETIT TRIANON
VU DU JARDIN FRANÇAIS.




ENTRANCE COURT
FROM THE PETIT TRIANON.

COUR D'ENTRÉE
VUE DU PETIT TRIANON.



THE PETIT TRIANON
AND ENTRANCE GATES.


LE PETIT TRIANON
ET GRILLES D'ENTRÉE.






WEST FRONT.

FAÇADE OUEST.



NORTH FRONT.

FAÇADE NORD.




EAST FRONT.


FAÇADE EST.

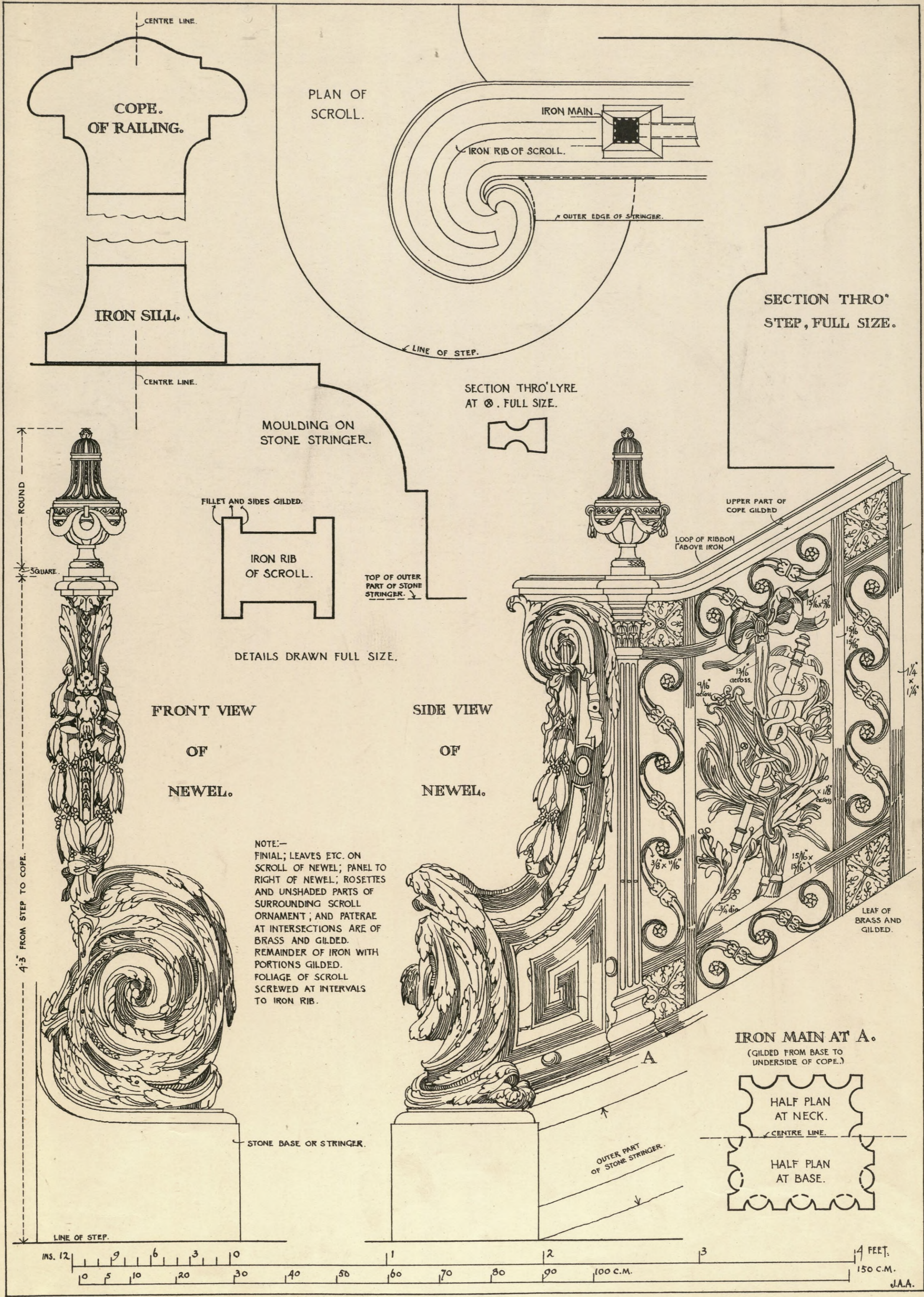


SOUTH FRONT.

FAÇADE SUD.








PRINCIPAL STAIRCASE.
DETAILS OF WROUGHT-IRON RAILING—NEWEL.

ESCALIER PRINCIPAL.
DÉTAILS DE LA RAMPE EN FER FORGÉ.
DÉPART DE RAMPE.





DETAIL OF MONOGRAM PANEL ON RAILING OF PRINCIPAL STAIRCASE FIRST FLOOR LEVEL.

NOTE: LEAVES OF SCROLLS ARE OF BRASS AND SCREWED TO IRON CORE - ALL BRASS WORK GILDED.

PRINCIPAL STAIRCASE. DETAILS OF WROUGHT-IRON RAILING MONOGRAM PANEL.


ESCALIER PRINCIPAL. DÉTAILS DE LA RAMPE EN FER FORGÉ PANNEAU AVEC MONOGRAMME.

WORLDWIDE
DEPT. OF AGRICULTURE
WASHINGTON, D.C.

UNITED STATES DEPARTMENT OF AGRICULTURE
WASHINGTON, D.C.



1.



2.



3.



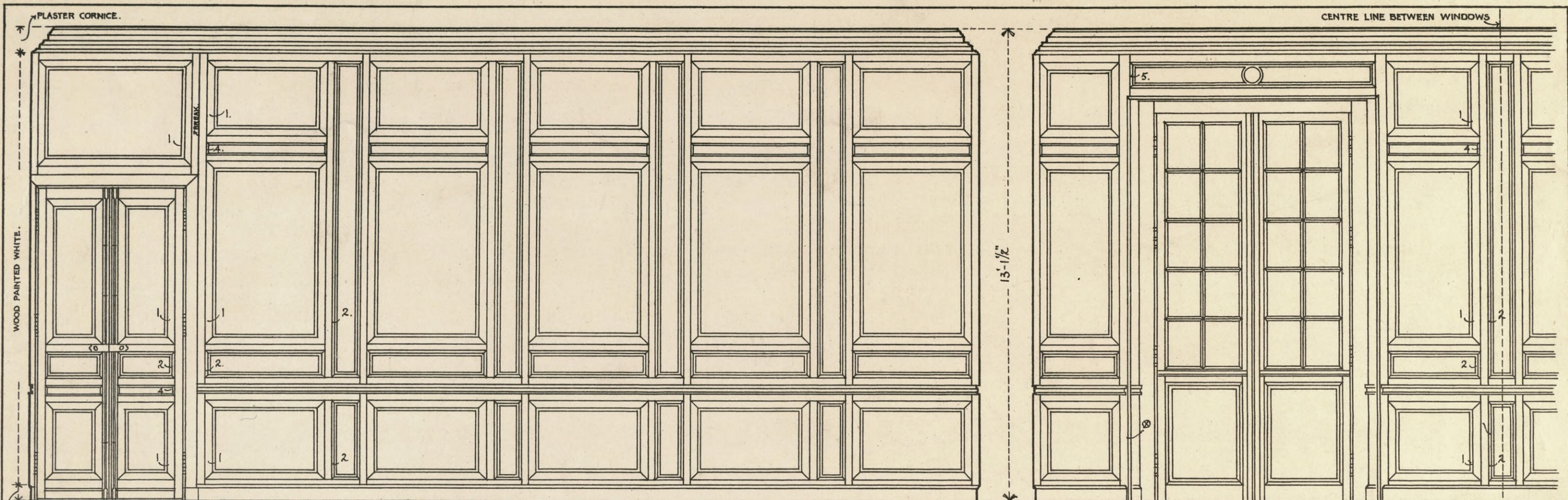
4.

PRINCIPAL STAIRCASE.
WROUGHT-IRON RAILING—
NEWEL.

ESCALIER PRINCIPAL.
RAMPE EN FER FORGÉ
DÉPART DE RAMPE.

ОБЩЕСТВО
ИЗДАТЕЛЬСТВО
ПРОСВЕЩЕНИЯ

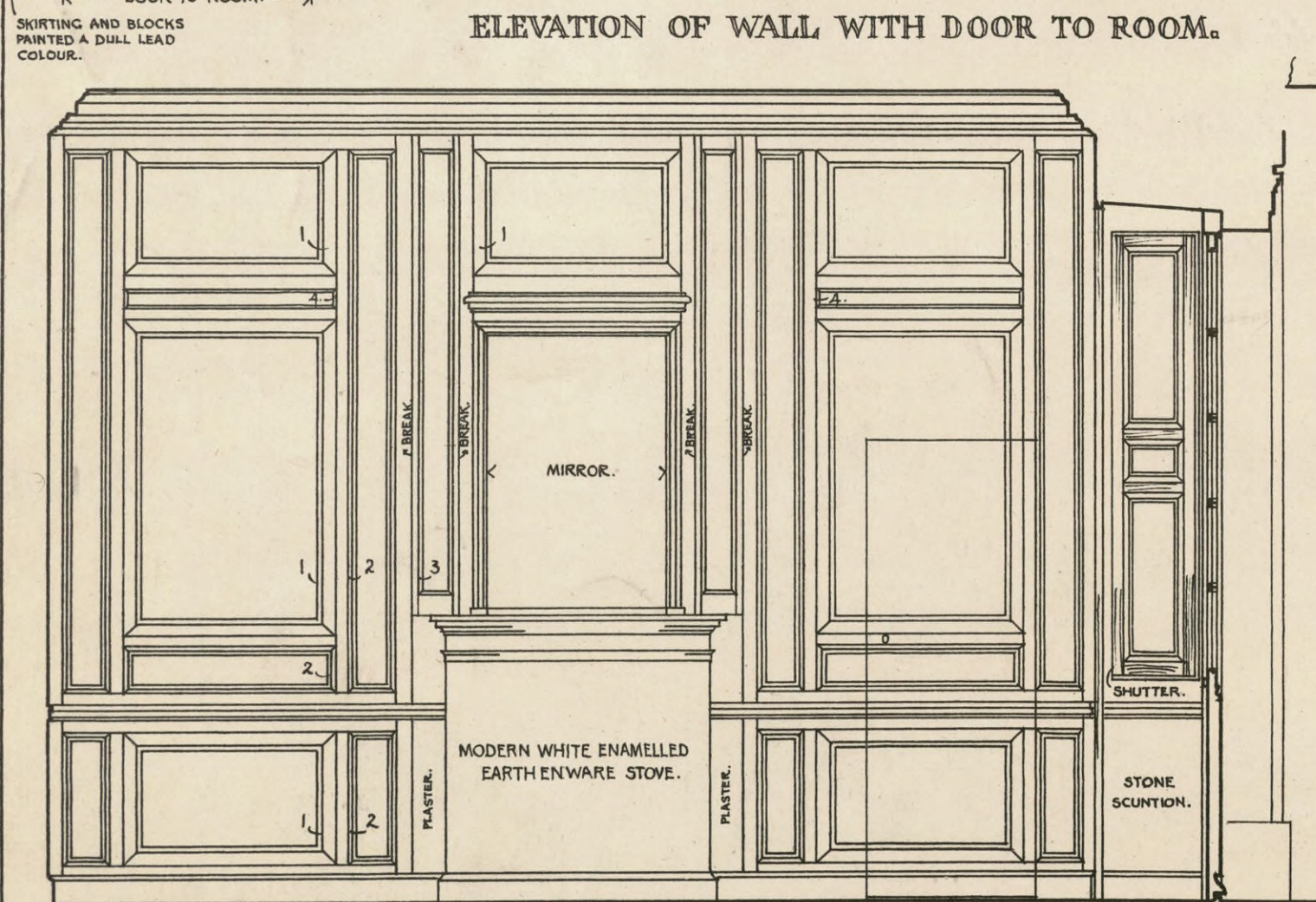
УЧЕБНИК
ИСТОРИИ
Восьмой класс



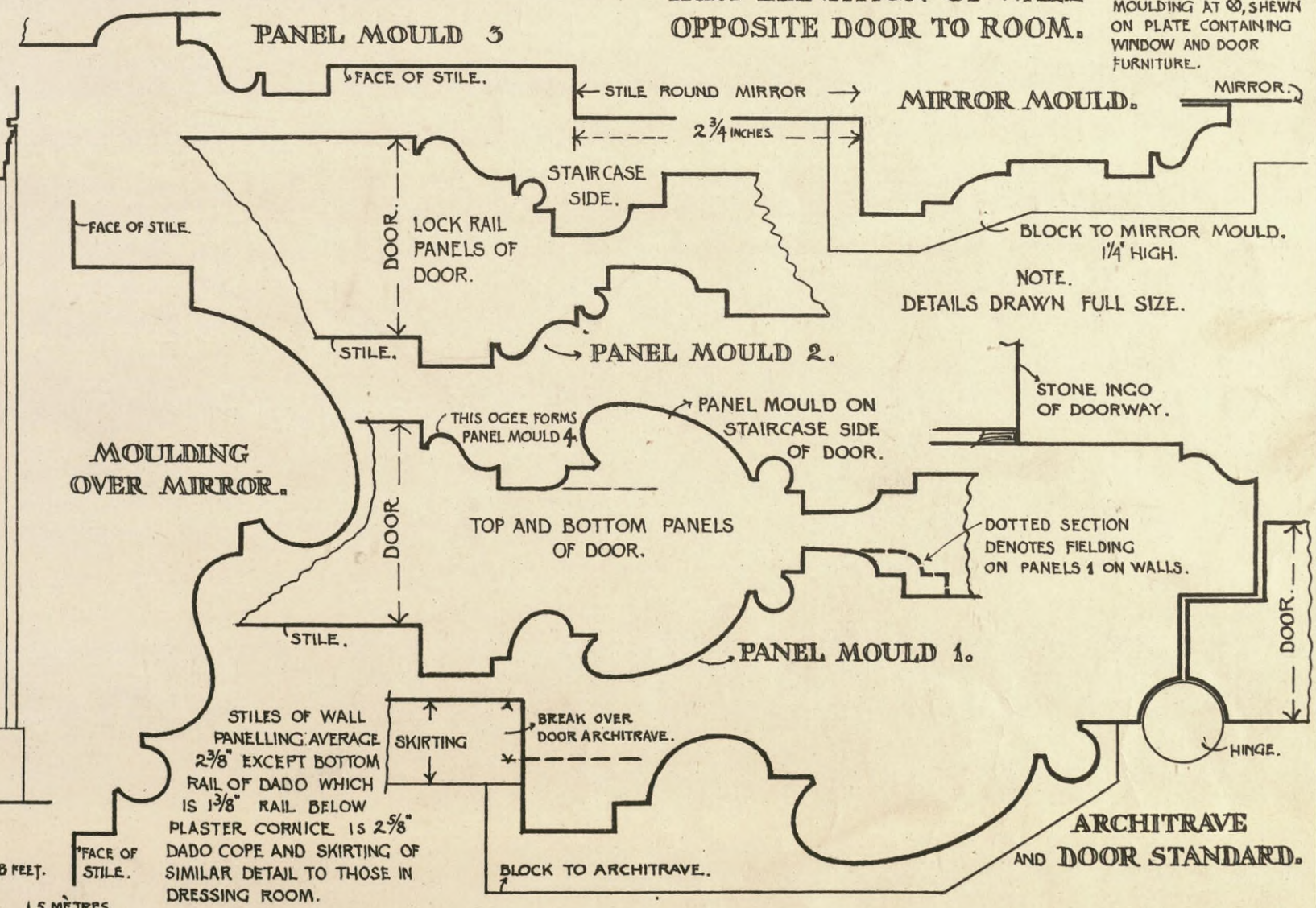

ELEVATION OF WALL WITH DOOR TO ROOM.

PART ELEVATION OF WALL OPPOSITE DOOR TO ROOM.

PANEL MOULD 5 AND MOULDING AT 8, SHOWN ON PLATE CONTAINING WINDOW AND DOOR FURNITURE.



ELEVATION OF FIREPLACE WALL.



NOTE. DETAILS DRAWN FULL SIZE.

STILES OF WALL PANELLING AVERAGE 2 3/8\"/>

BILLIARD ROOM.

KEY ELEVATIONS OF WALLS AND DETAILS OF WOODWORK.

SALLE DE BILLARD.

ÉLEVATIONS À PETITE ÉCHELLE DES FACES ET DÉTAILS DES BOISERIES.

J.W. & J.A.A.



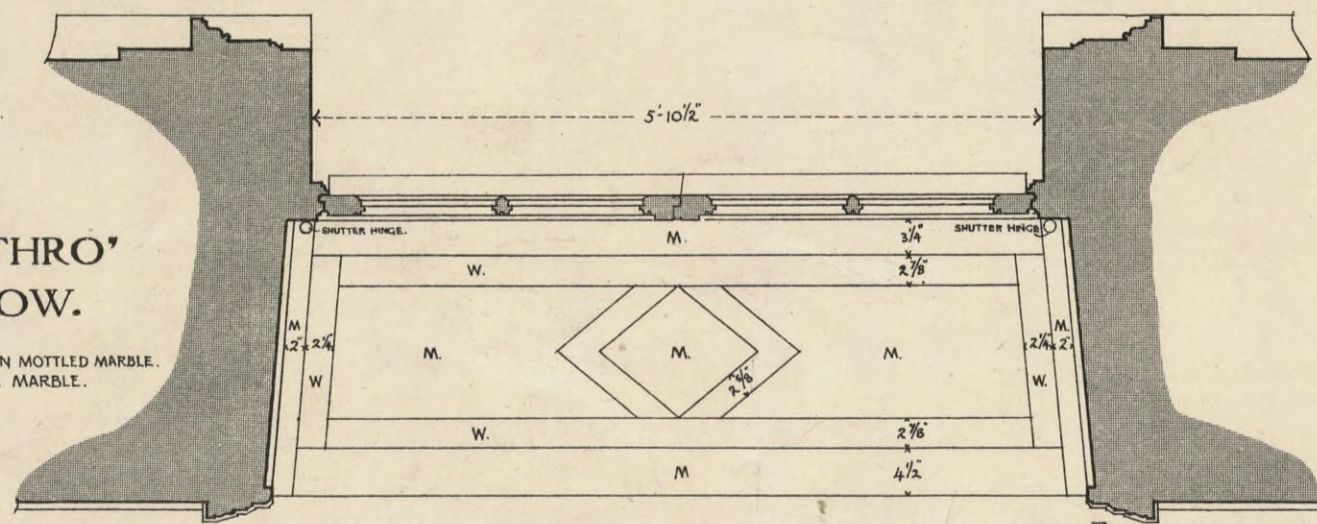


ELEVATION OF WEST WALL.

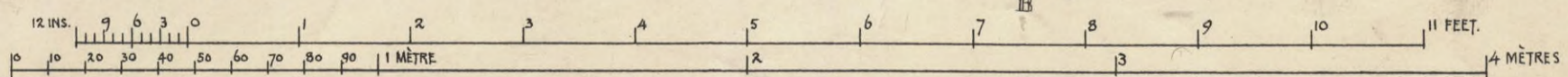
THE SHIRTING IS PAINTED TO IMITATE THE BROWN MARBLE OF FLOOR AT WINDOW.

PLAN THRO' WINDOW.

M DENOTES BROWN MOTTLED MARBLE.
W " WHITE MARBLE.




THE GREATEST PROJECTION OF CARVING IN SMALL HORIZONTAL PANELS IS ABOUT $1\frac{1}{8}$ " THE LEAVES AT BORDERS OF SWAGS HAVE $\frac{7}{16}$ " TO $\frac{1}{8}$ " PROJECTION. THE GREATEST PROJECTION OF CARVING AT LOWER PART OF LONG NARROW PANEL IS ABOUT $\frac{5}{8}$ ". THE FRUIT IN VASE PROJECTS $\frac{5}{16}$ " FROM FACE OF PANEL. THE STILES AND RAILS OF WALL PANELLING ARE PINNED AT JOINTS.




J.A.A.

ANTECHAMBER.
ELEVATION OF WEST WALL.

ANTICHAMBRE.
ÉLEVATION DU CÔTÉ OUEST.



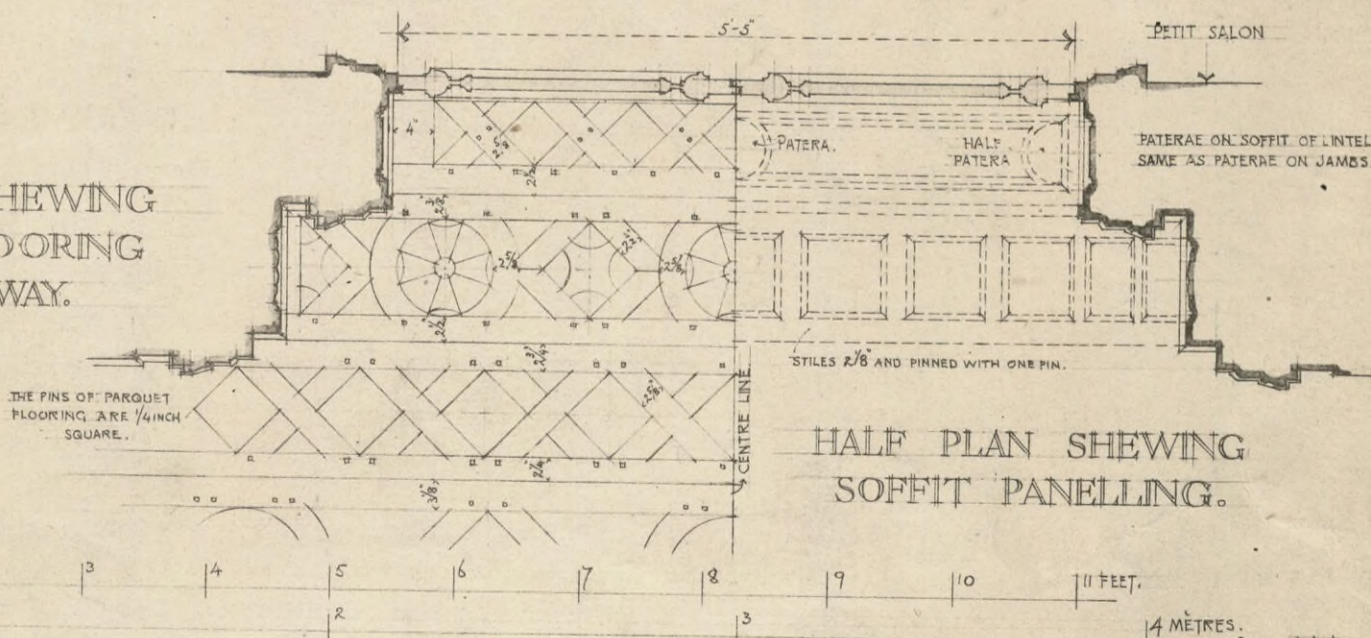


SECTION.

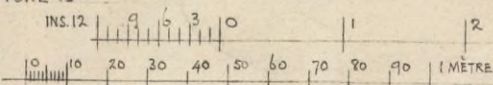
ELEVATION. TO DINING ROOM.

NOTE:—
 ALL MOULDINGS AND CARVING,
 AND MODILLIONS OF CORNICE ARE
 PAINTED WHITE. ALL OTHER
 SURFACES, (EXCEPT SKIRTING AND
 BLOCKS TO ARCHITRAVES WHICH
 ARE PAINTED TO IMITATE MARBLE
 OF CHIMNEYPIECE) ARE PAINTED
 FRENCH GREY.
 THE GREATEST PROJECTION OF
 SWAGS OVER ARCH AVERAGES FROM
 2" TO 2 1/2" FROM UPPER FACIA OF
 ARCHITRAVE.
 THE GREATEST PROJECTION OF THE
 FIGURES IN TYMPANUM OVER
 DOOR IS 2 INS.
 THE STILES AND RAILS OF WALL
 PANELLING ARE PINNED AT JOINTS.
 THE DOOR FURNITURE IS
 SAME AS FOR
 SALON.

HALF PLAN SHEWING
 PARQUET FLOORING
 AT DOORWAY.



HALF PLAN SHEWING
 SOFFIT PANELLING.



J.A.A.

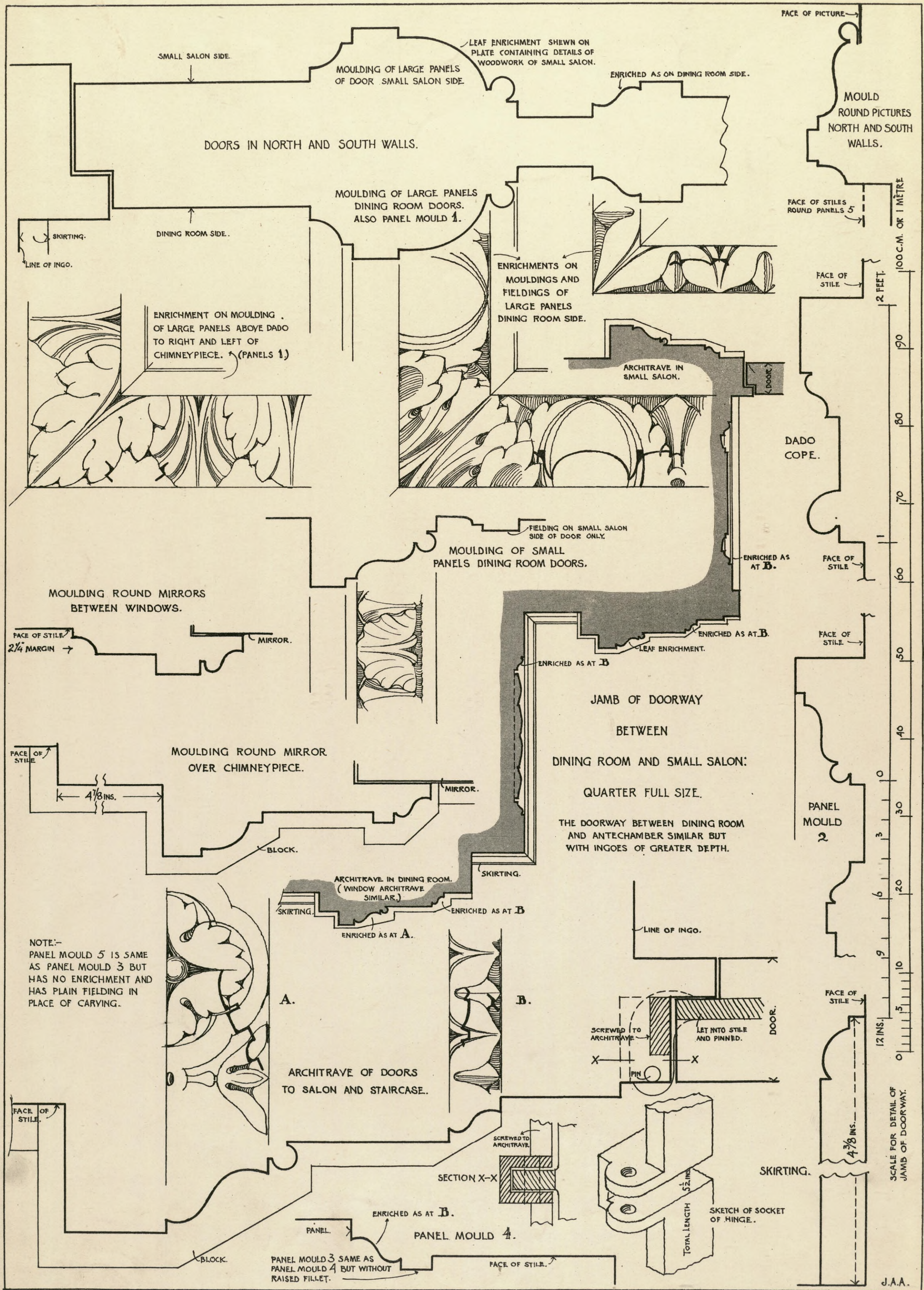
DINING ROOM
 DETAIL OF DOORS IN NORTH
 AND SOUTH WALLS.

SALLE À MANGER.
 DÉTAIL DES PORTES DANS
 LES FACES NORD ET SUD.

1885


THE FACES NORTH AT THE
DETACHED POINTS BY
WILLIAM MANGRUM


AND SOUTH WALLS
TERRACE OF THE MOUNTAIN
DURING 1885



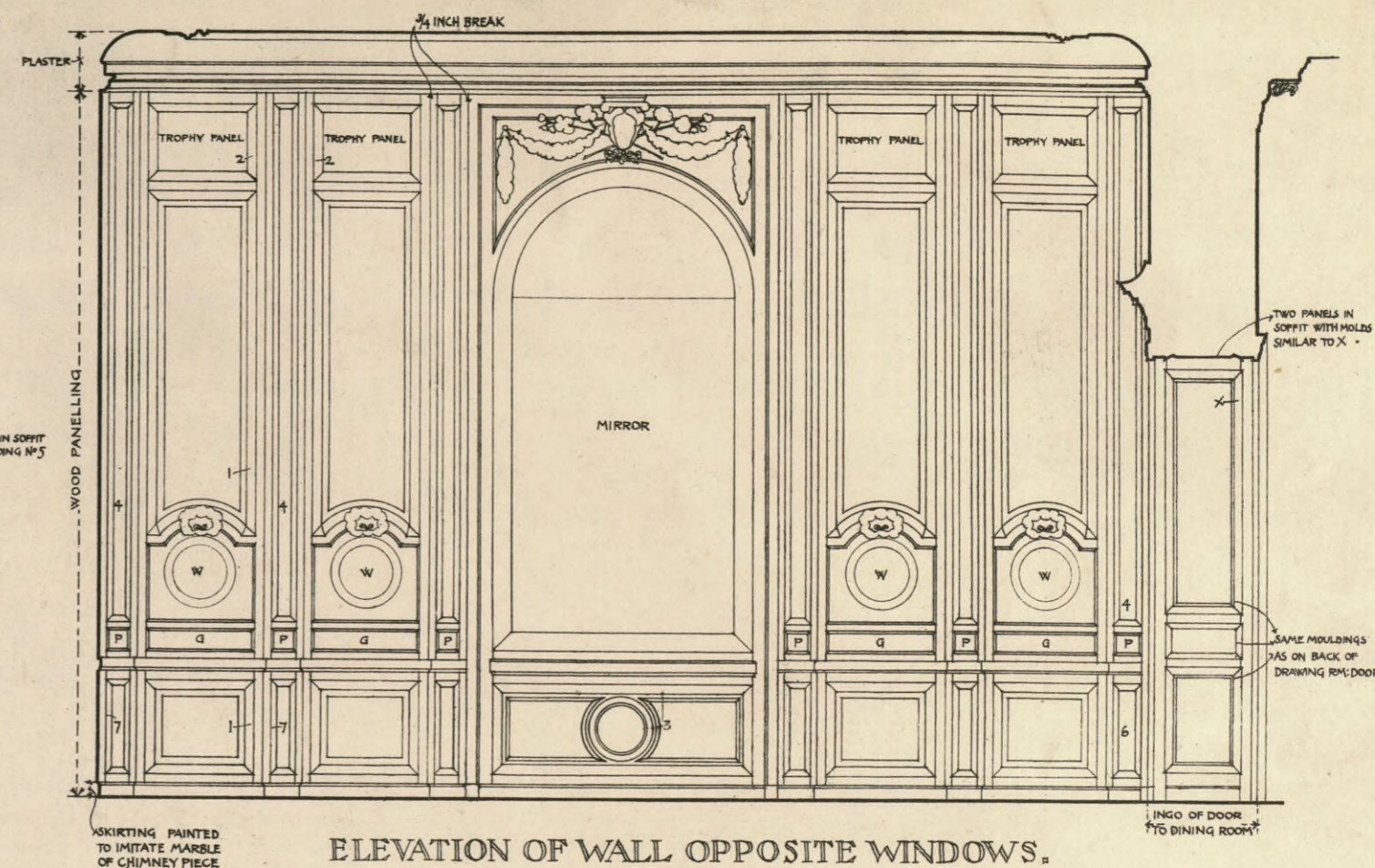
DINING ROOM. DETAILS OF WOODWORK.

SALLE À MANGER. DÉTAILS DES BOISERIES.

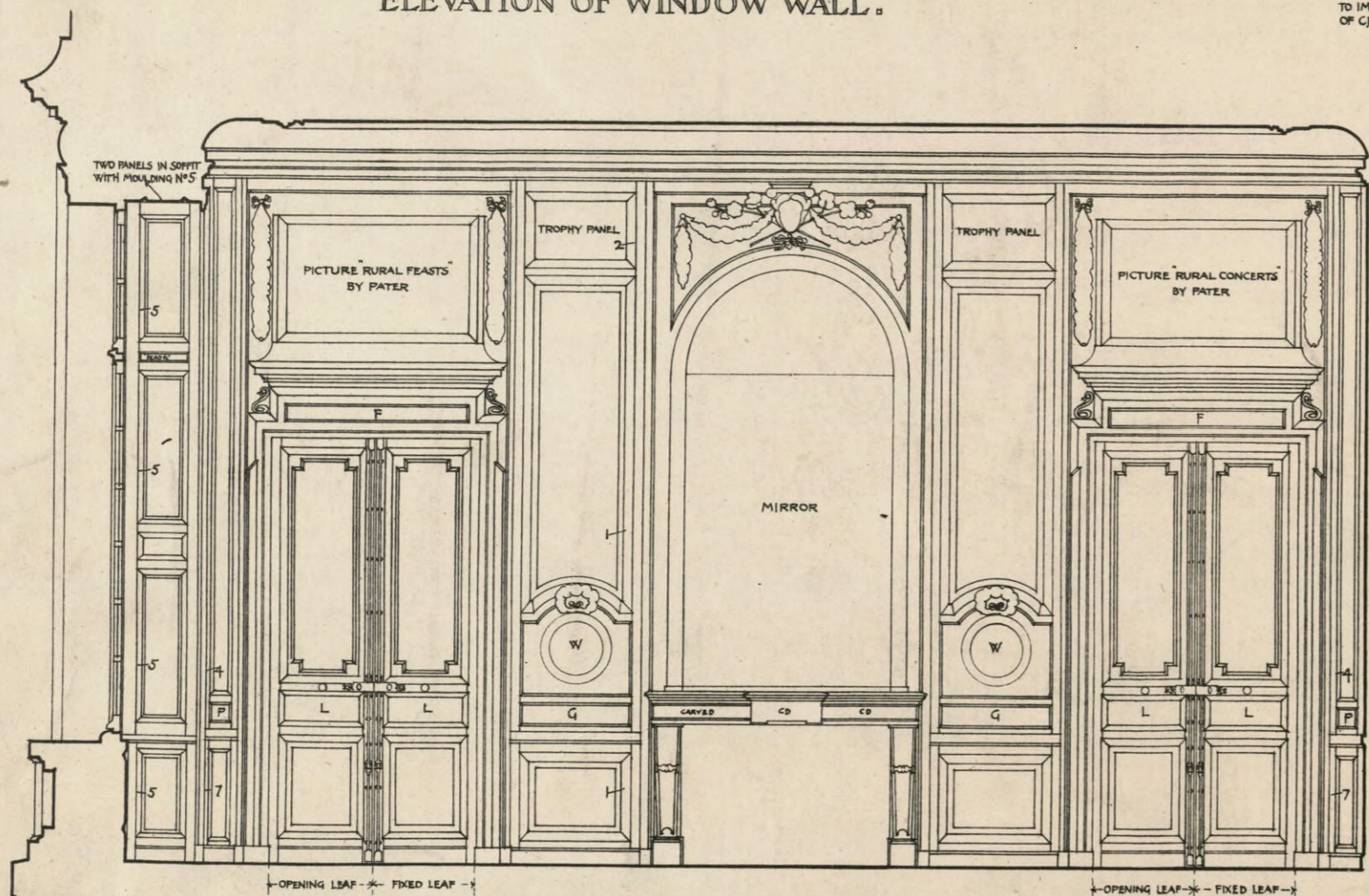





ELEVATION OF WINDOW WALL.



ELEVATION OF WALL OPPOSITE WINDOWS.



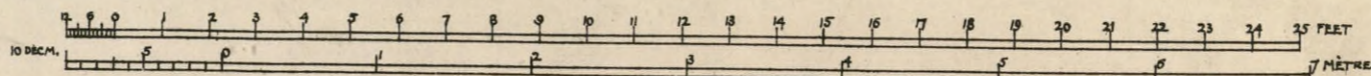
ELEVATION OF FIREPLACE WALL.



NOTE:
 ALL THE MOULDINGS - DADO RAIL ENTIRELY
 AND ENRICHMENTS ARE PAINTED WHITE.
 THE PANELS, STILES, FACIAS OF ARCHITECTURE
 ARE PAINTED FRENCH GREY.
 THE STILES AND RAILS OF PANELS OF
 WALL PANELLING AVERAGE FROM 2 1/8"
 TO 2 1/2" EXCEPT TOP RAIL WHICH IS 3 3/8"
 AND ARE PINNED AT JOINTS WITH PINS
 ABOUT 1/16" SQUARE.
 THE MIRRORS ARE JOINTED AT CIRCLE
 HEADS.
 THE NUMBERS ON PANELS ARE FOR RE-
 FERENCE TO THE FULL SIZE DETAIL SHEETS
 OF SECTIONS OF MOULDINGS.
 THE CHIMNEY PIECE IS OF VIOLET BRECCIA
 MARBLE CARVED ON LINTEL AND JAMBS.
 THE WALL OPPOSITE FIREPLACE WALL
 IS SIMILAR TO SAME.


W DENOTES CARVED WREATH PANEL
 G DO DO GUILLOCHE DO
 L DO DO LOCK RAIL DO
 P DO DO PATERA DO
 F DO DO FRIEZE DO


QUARTER PLAN OF CEILING.



SALON.
 KEY ELEVATIONS OF WALLS.

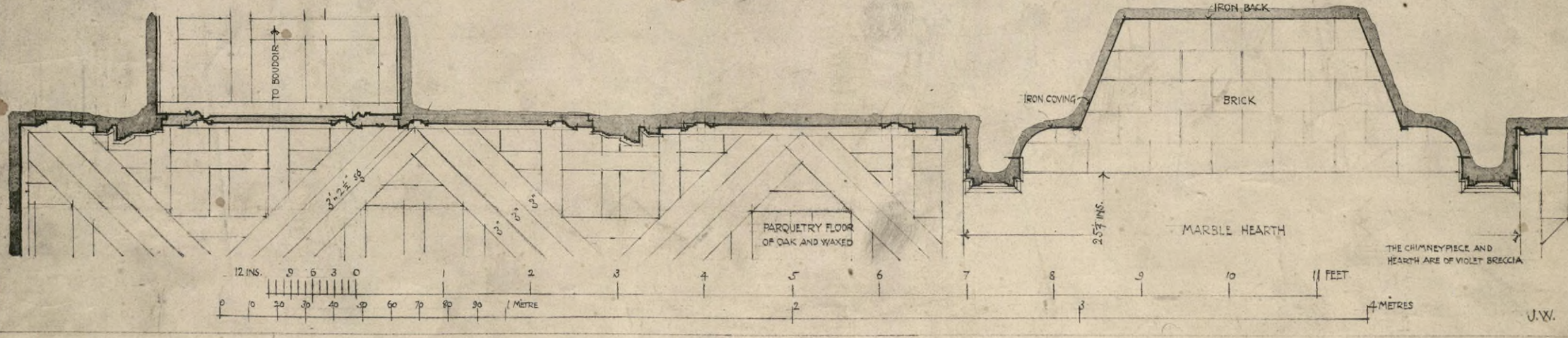
SALON.
 ÉLEVATIONS À PETITE ÉCHELLE DES FACES.





PART ELEVATION OF FIREPLACE WALL.

SKIRTING AND ARCHITRAVE BLOCKS PAINTED TO IMITATE MARBLE OF CHIMNEYPIECE.



SALON.

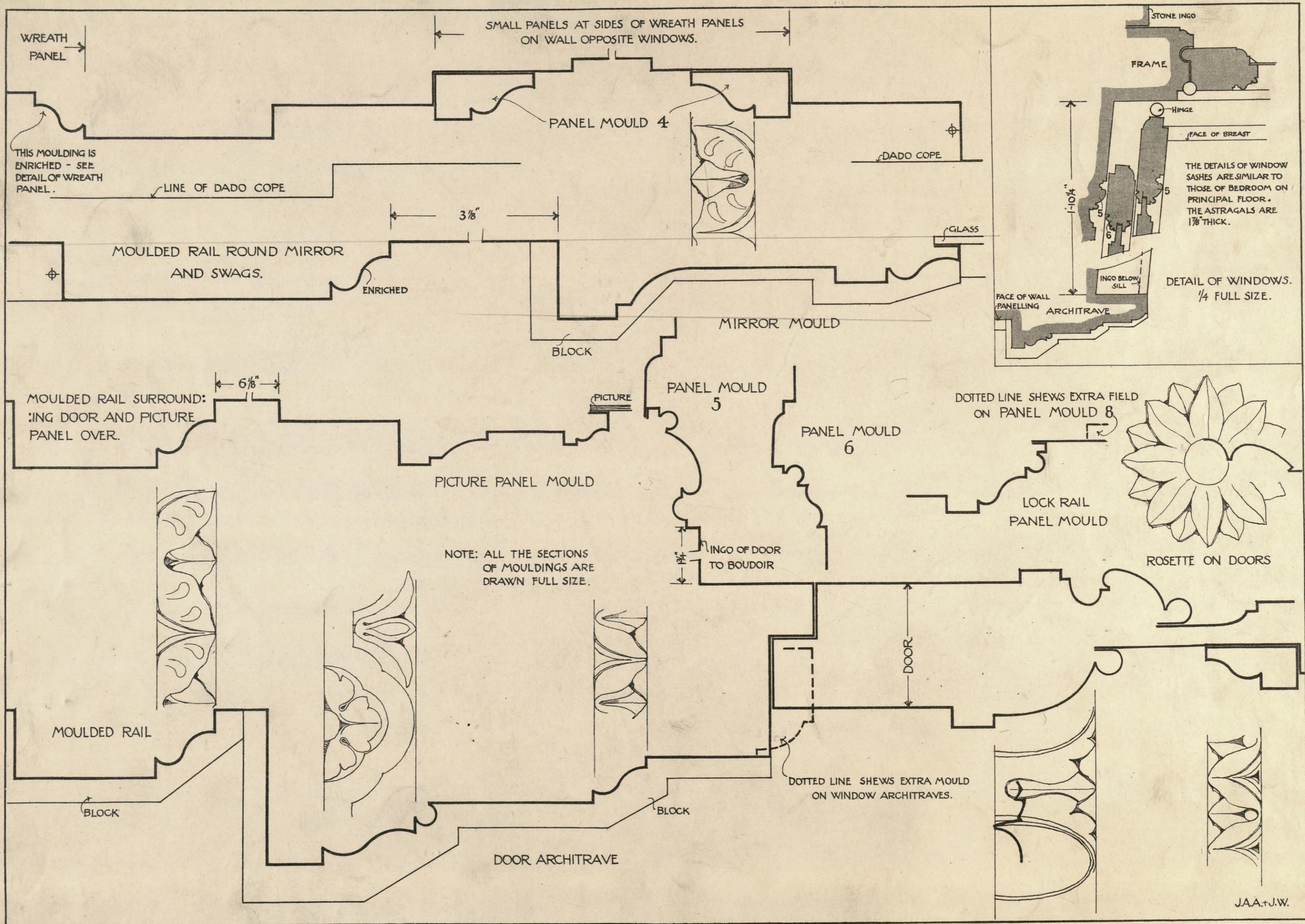
DETAIL OF PART FIREPLACE WALL.

SALON.

DÉTAIL D'UNE PARTIE DU CÔTÉ DE LA CHEMINÉE.


M. CHELMEP
DE LA COMPTABILITE PUBLIQUE


DE LA COMPTABILITE PUBLIQUE
TOME II



SALON.
DETAILS OF WOODWORK.

SALON.
DÉTAILS DES BOISERIES.






SALON.
DETAIL OF WREATH PANEL.

SALON.
DÉTAIL DU PANNEAU À GUIRLANDE.


DEPT. OF AGRICULTURE
WASHINGTON

DEPT. OF AGRICULTURE
WASHINGTON


1917



1.




2.




3.

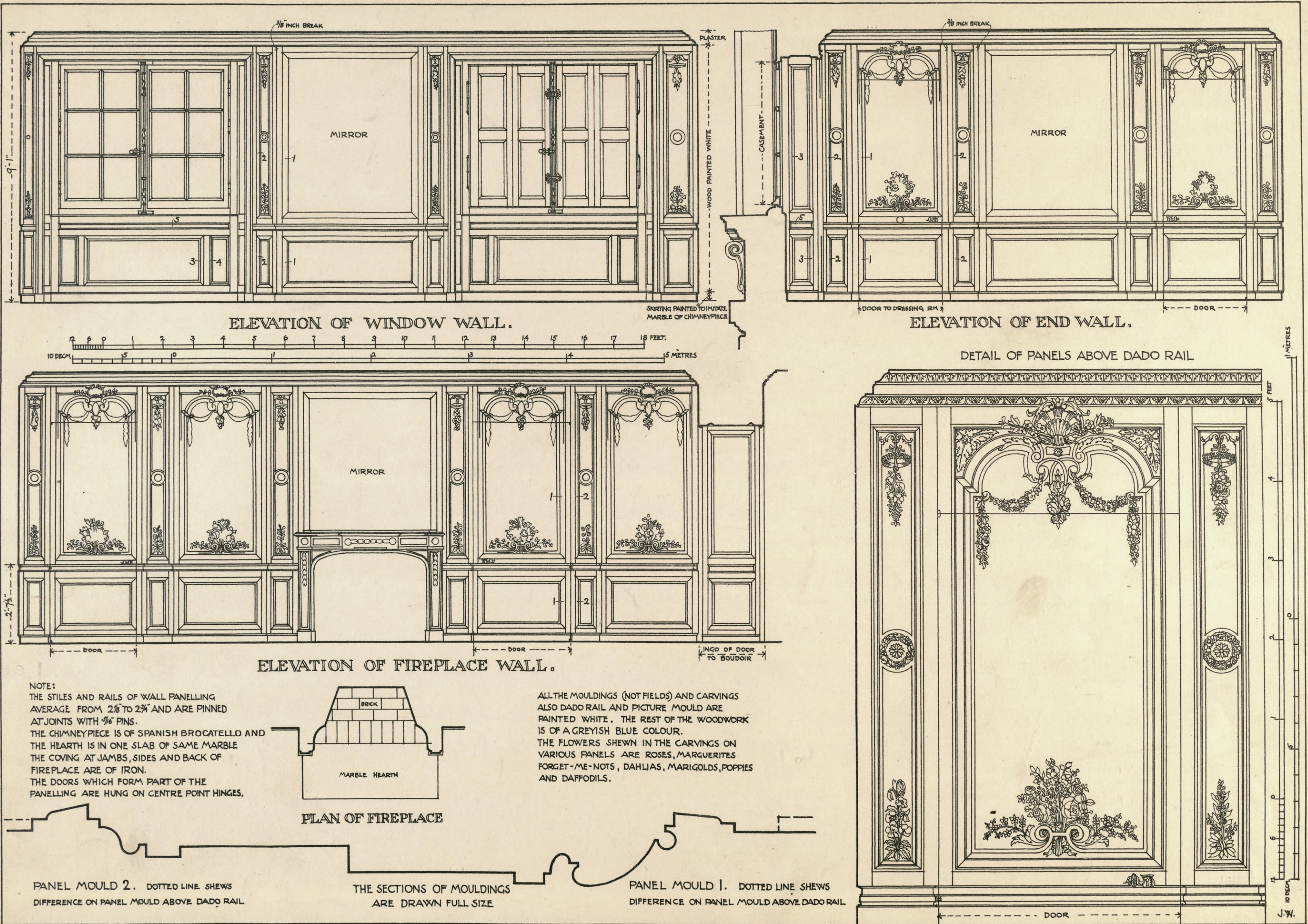
BOUDOIR.
CARVED PANELS.



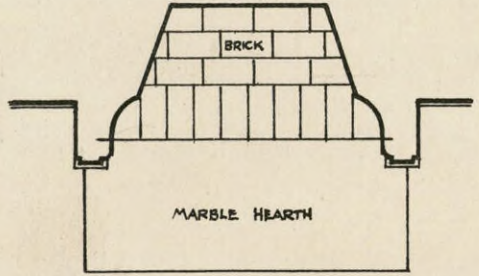
4.

BOUDOIR.
PANNEAUX EN BOIS SCULPTÉ.





NOTE:
 THE STILES AND RAILS OF WALL PANELLING
 AVERAGE FROM 2 1/8" TO 2 3/4" AND ARE PINNED
 AT JOINTS WITH 3/16" PINS.
 THE CHIMNEYPIECE IS OF SPANISH BROCATELLO AND
 THE HEARTH IS IN ONE SLAB OF SAME MARBLE
 THE COVING AT JAMBS, SIDES AND BACK OF
 FIREPLACE ARE OF IRON.
 THE DOORS WHICH FORM PART OF THE
 PANELLING ARE HUNG ON CENTRE POINT HINGES.



ALL THE MOULDINGS (NOT FIELDS) AND CARVINGS
 ALSO DADO RAIL AND PICTURE MOULD ARE
 PAINTED WHITE. THE REST OF THE WOODWORK
 IS OF A GREYISH BLUE COLOUR.
 THE FLOWERS SHOWN IN THE CARVINGS ON
 VARIOUS PANELS ARE ROSES, MARGUERITES
 FORGET-ME-NOTS, DAHLIAS, MARIGOLDS, POPPIES
 AND DAFFODILS.


PANEL MOULD 2. DOTTED LINE SHEWS
 DIFFERENCE ON PANEL MOULD ABOVE DADO RAIL

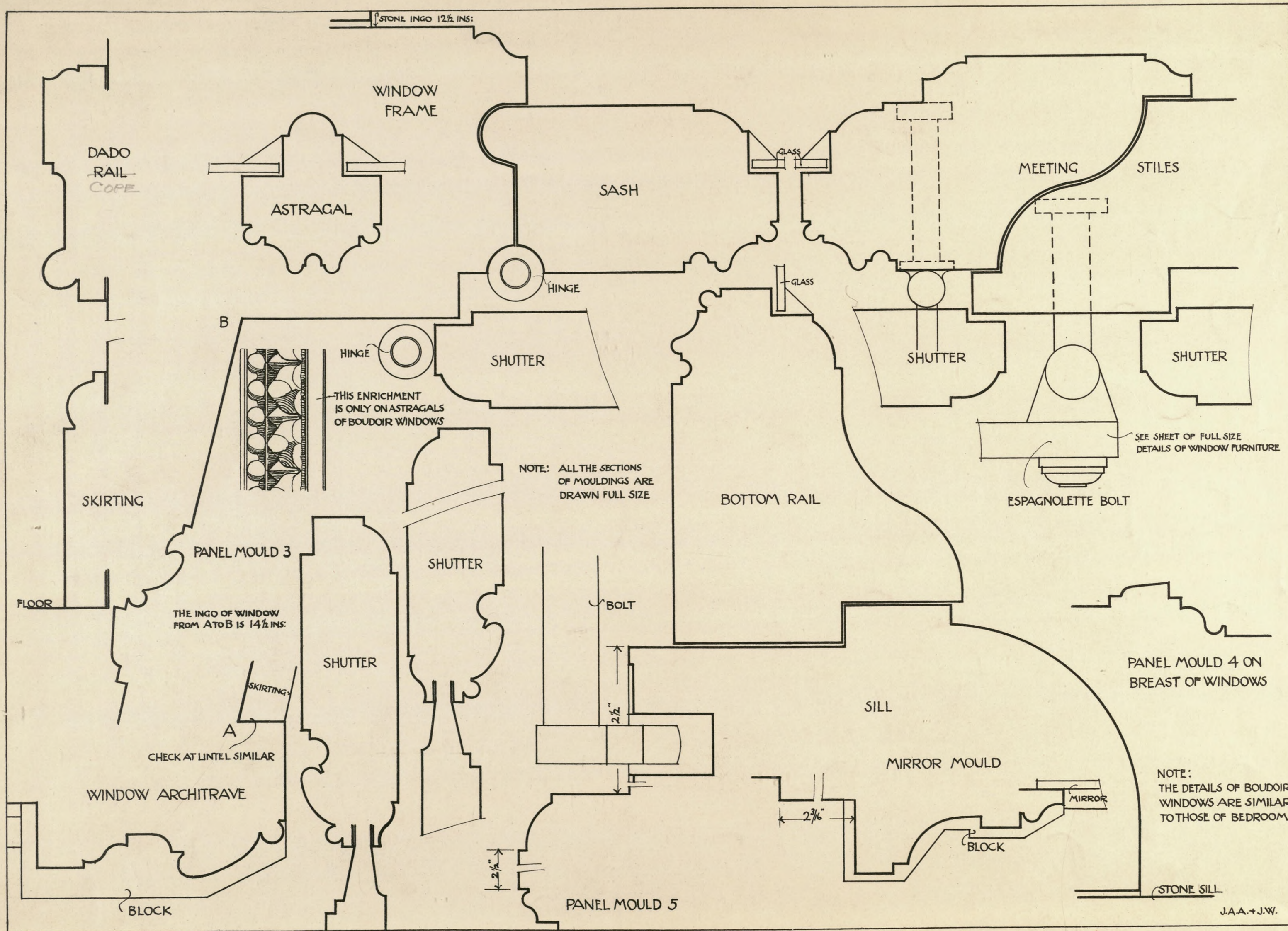
THE SECTIONS OF MOULDINGS
 ARE DRAWN FULL SIZE

PANEL MOULD 1. DOTTED LINE SHEWS
 DIFFERENCE ON PANEL MOULD ABOVE DADO RAIL

BEDROOM.
 KEY ELEVATIONS OF WALLS.

CHAMBRE À COUCHER.
 ÉLEVATIONS À PETITE ÉCHELLE DES FACES.






BEDROOM.
DETAILS OF WOODWORK.

CHAMBRE À COUCHER.
DÉTAILS DES BOISERIES.

J.A.A.+J.W.

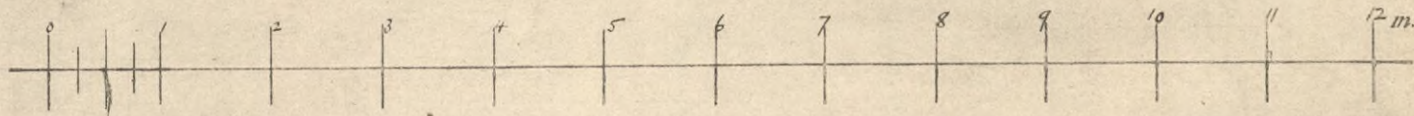





PETIT TRIANON - VERSAILLES.
 MARIE ANTOINETTES BEDROOM
 LARGE PANELS UPPER PART.

BEDROOM.
 CARVED PANEL—UPPER PART.

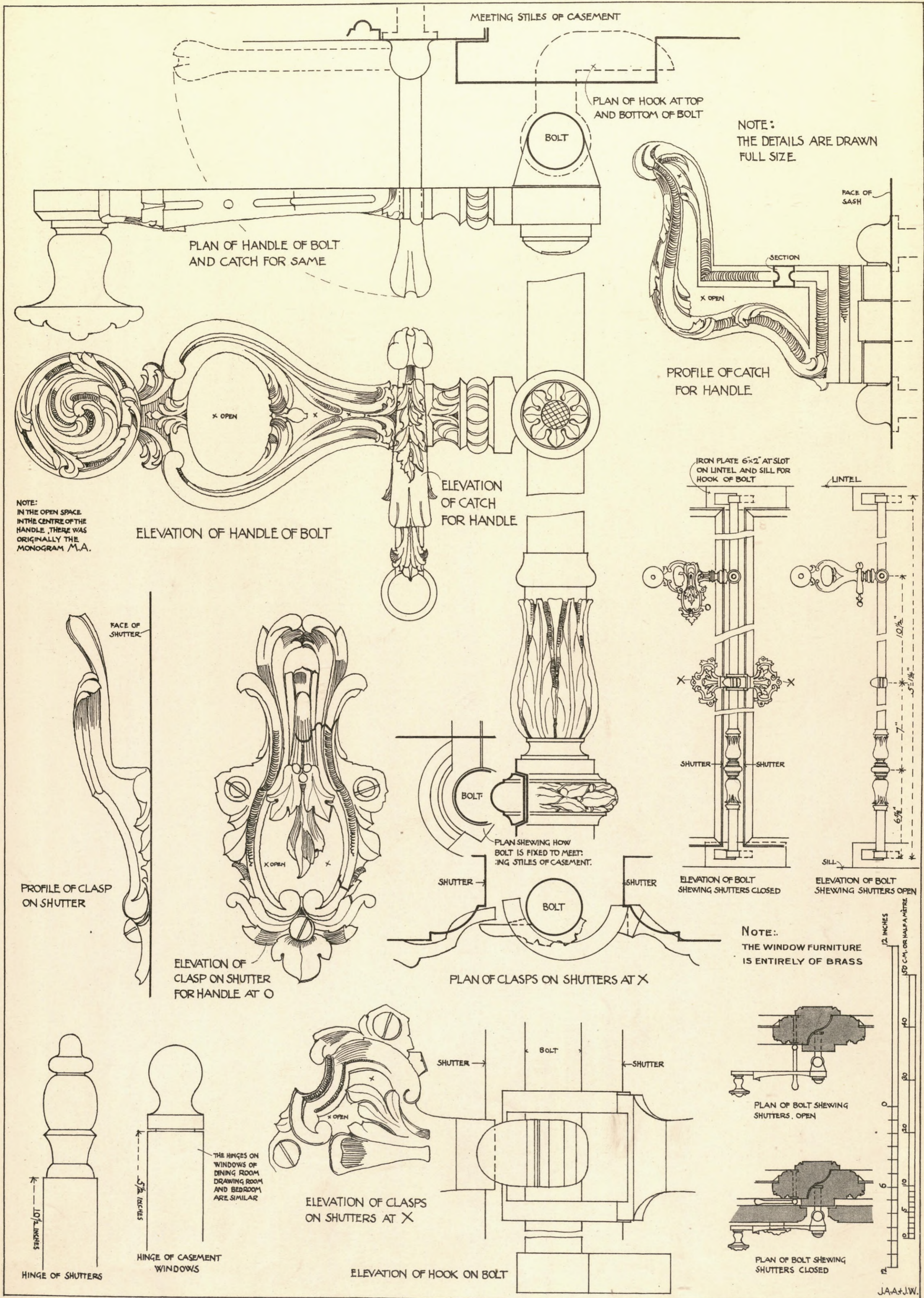
CHAMBRE À COUCHER.
 PANNEAU EN BOIS SCULPTÉ—PARTIE SUPÉRIEURE.






MADE IN U.S.A. - 100% COTTON

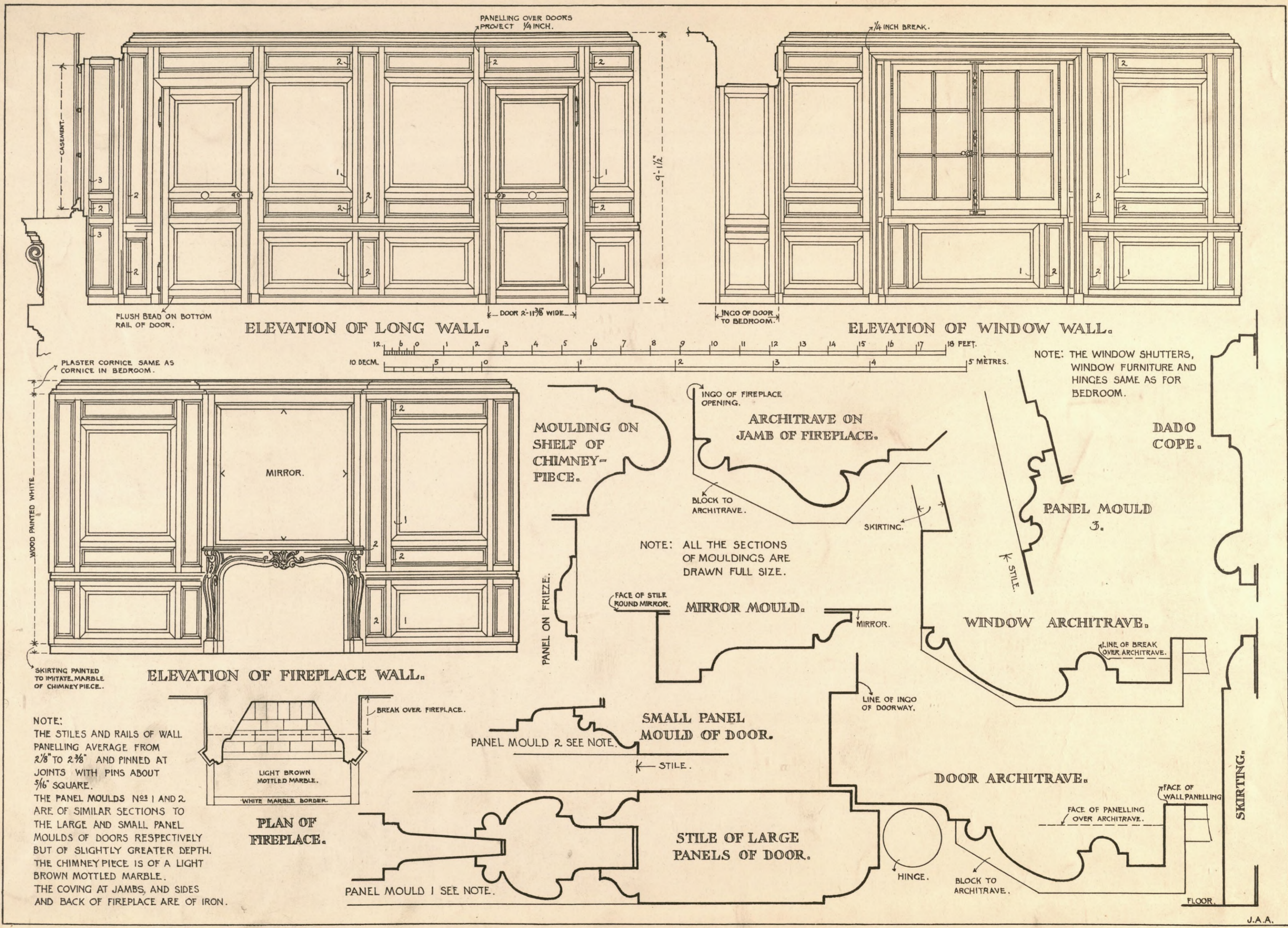
100% COTTON - MADE IN U.S.A.



BEDROOM.
DETAILS OF WINDOW FURNITURE.

CHAMBRE À COUCHER.
DÉTAILS DU GARNITURE DES FENÊTRES.




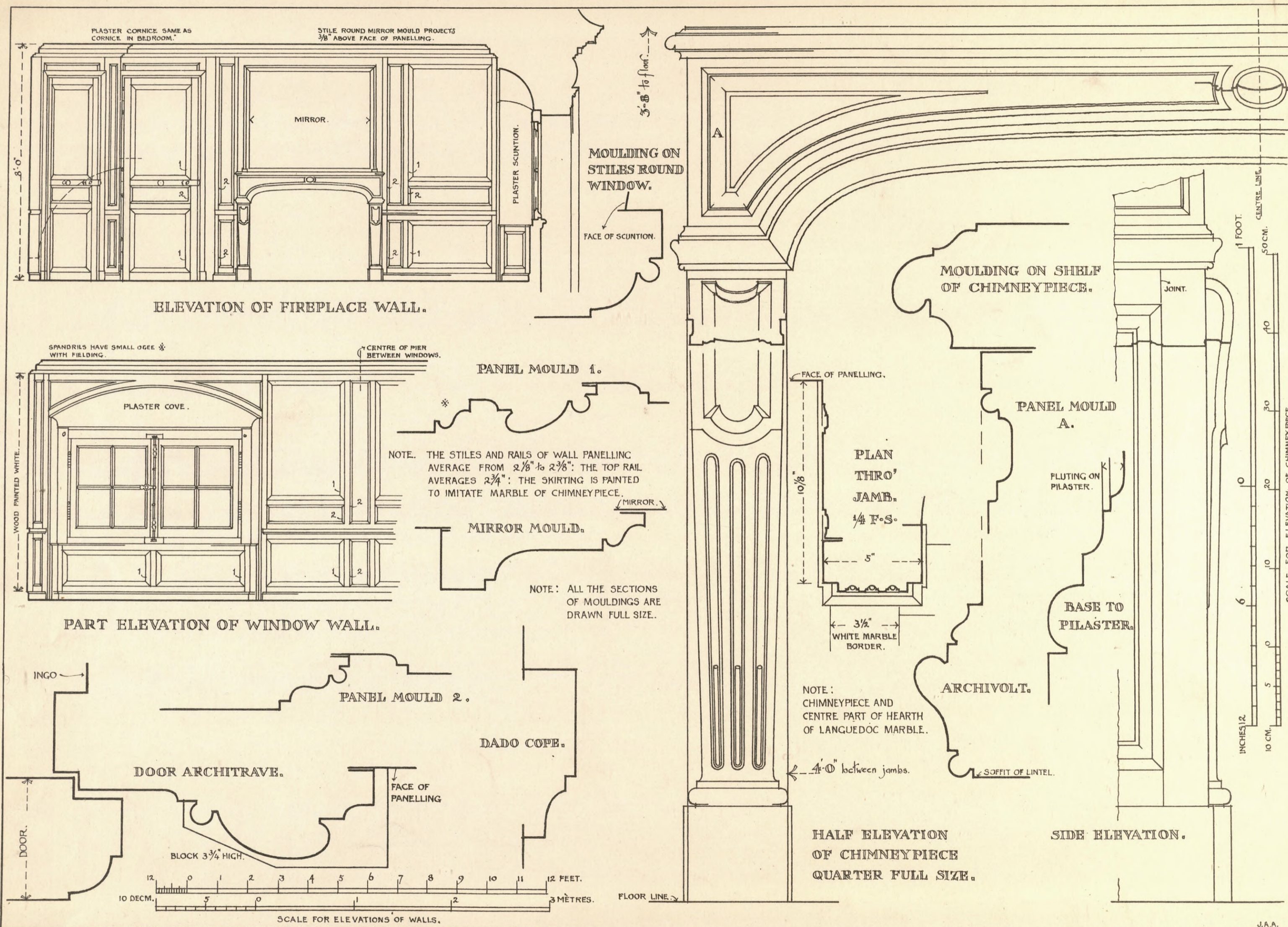


DRESSING ROOM.
 KEY ELEVATIONS OF WALLS AND DETAILS
 OF WOODWORK.

CABINET DE TOILETTE.
 ÉLÉVATIONS À PETITE ÉCHELLE DES FACES ET
 DÉTAILS DES BOISERIES.


J.A.A.

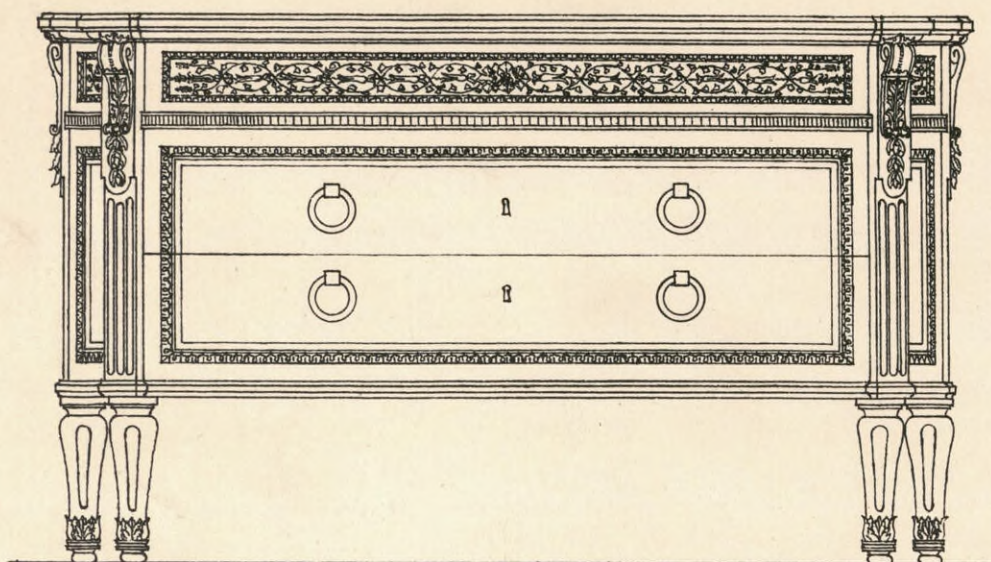




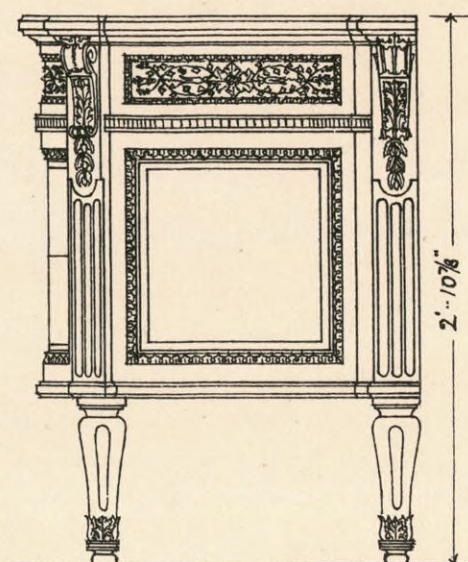
ROOM B ENTRESOL.
KEY ELEVATIONS OF WALLS AND DETAILS.

CHAMBRE B DE L'ENTRESOL.
ÉLEVATIONS À PETITE ÉCHELLE DES FACES ET DÉTAILS.

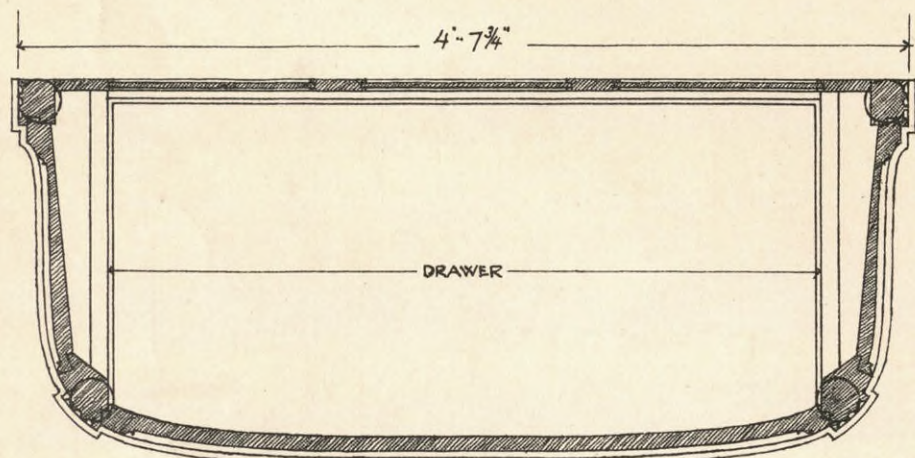





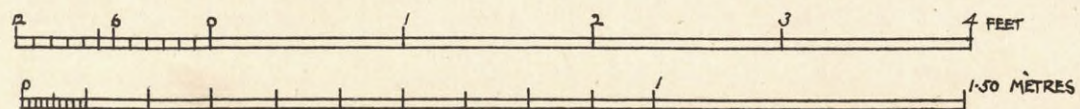
FRONT VIEW.



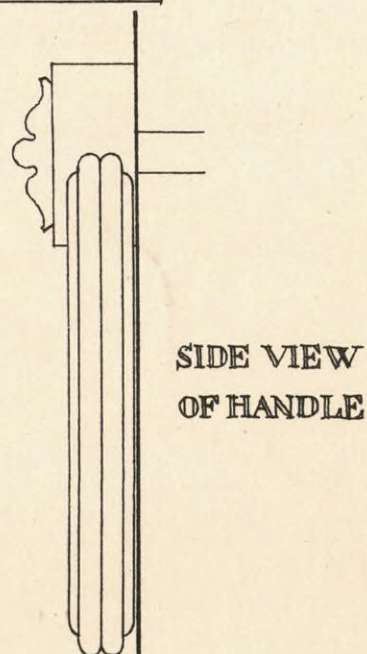
SIDE VIEW.



PLAN.

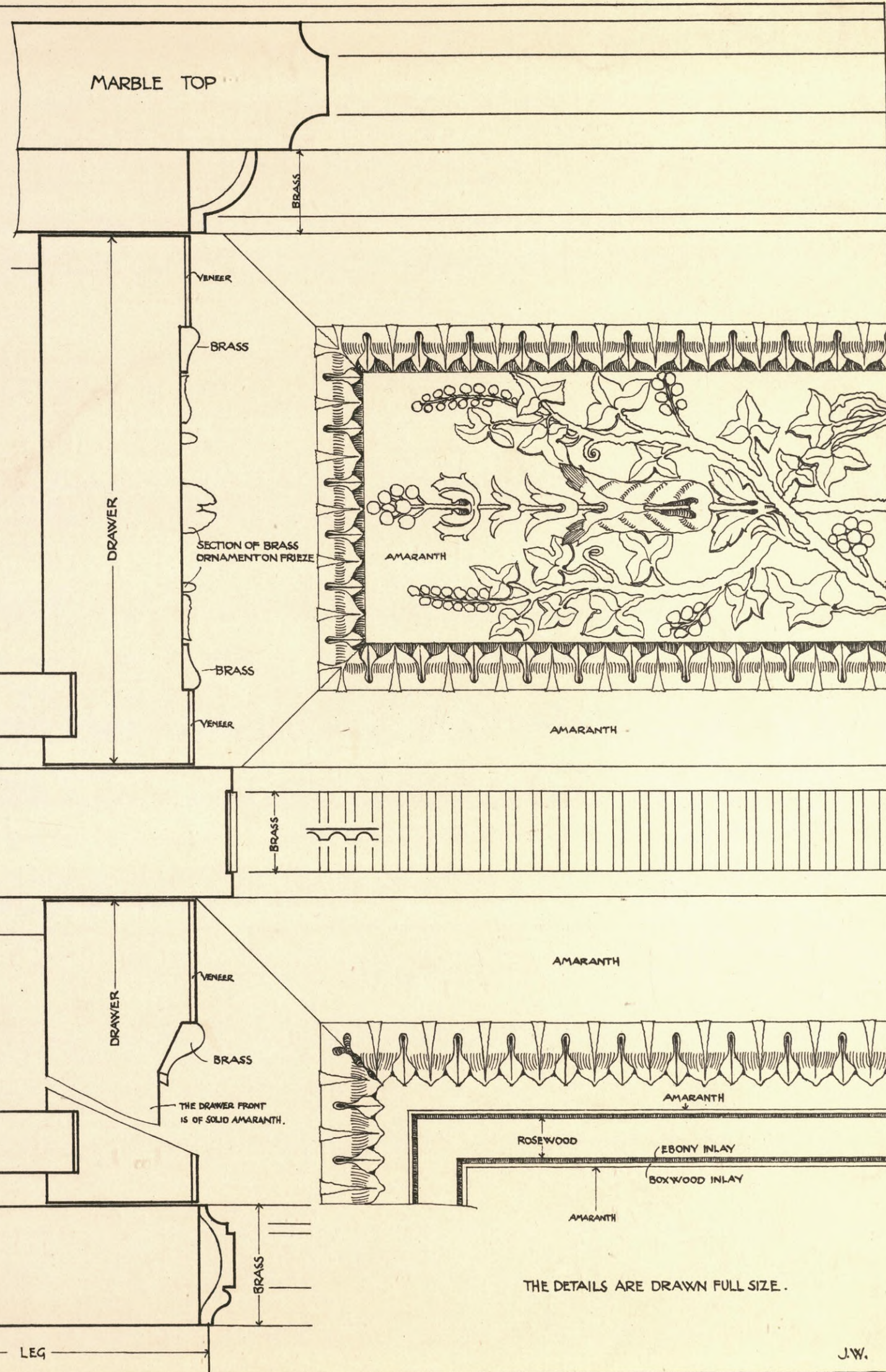


FRONT VIEW OF HANDLE



SIDE VIEW OF HANDLE

NOTE: THE STRUCTURAL PART OF COMMODE IS OF OAK COVERED WITH A VENEER OF AMARANTH WOOD. THE INLAY ON DRAWER FRONTS AND LEGS IS OF ROSEWOOD, BOXWOOD AND EBONY THE ORNAMENTS ARE OF ENGRAVED BRASS BY GOUTHIERE. THE TOP IS OF DEEP BLUE MARBLE. THE COMMODE IS IN MARIE ANTONETTE'S BEDROOM.



MARBLE TOP

BRASS

VENEER

BRASS

SECTION OF BRASS ORNAMENTON FRIEZE

AMARANTH

AMARANTH

BRASS

AMARANTH

VENEER

BRASS

THE DRAWER FRONT IS OF SOLID AMARANTH.

ROSEWOOD

EBONY INLAY

BOXWOOD INLAY

AMARANTH

BRASS


LEG

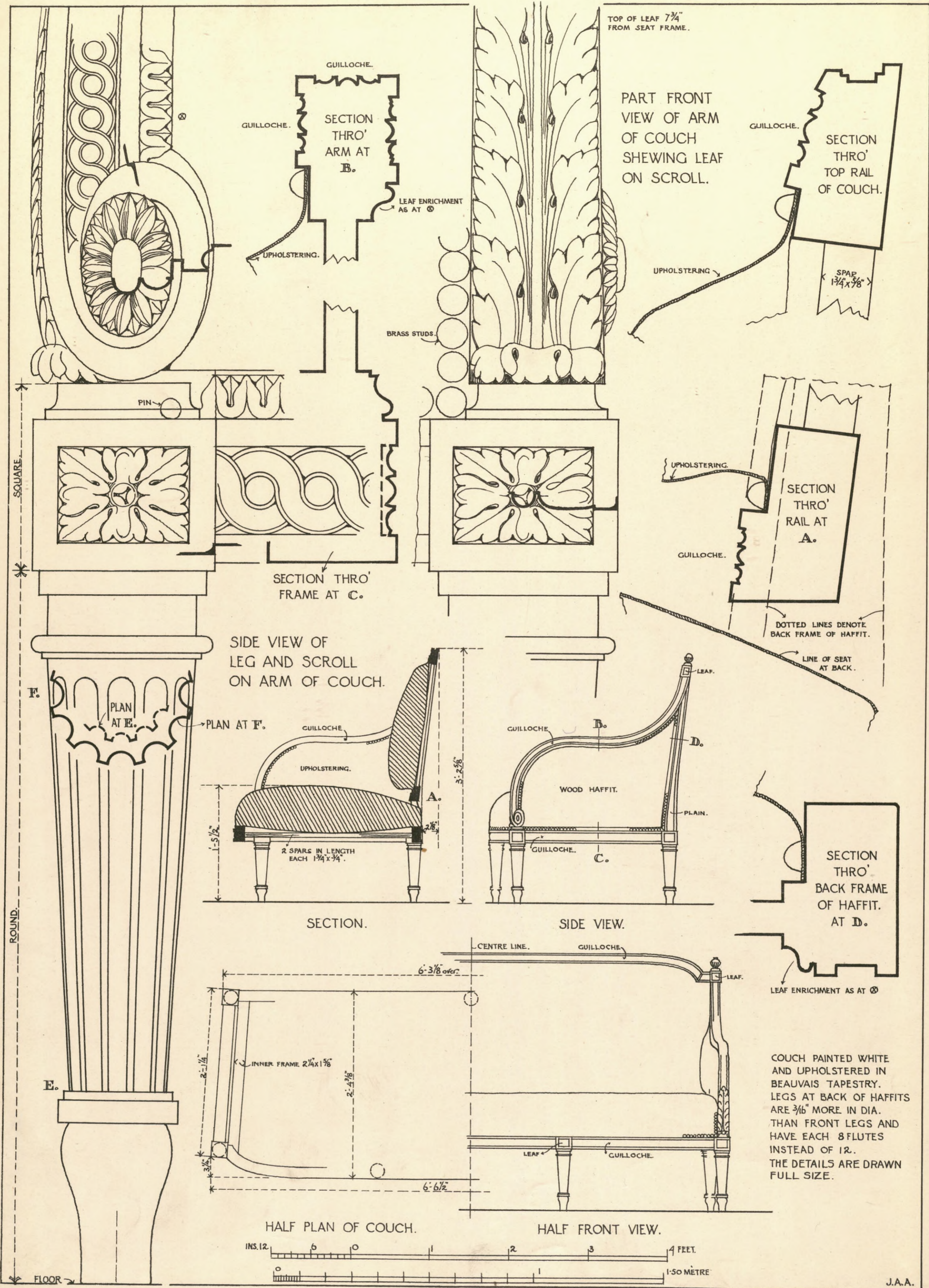
THE DETAILS ARE DRAWN FULL SIZE.

J.W.

FURNITURE.
COMMUNE IN BEDROOM.

AMEUBLEMENT.
COMMUNE DE LA CHAMBRE À COUCHER.








FURNITURE.
COUCH IN DINING ROOM.

AMEUBLEMENT.
CANAPÉ DE LA SALLE À MANGER.

J.A.A.








COUCH IN SALON.

CANAPÉ DU SALON.



COUCH IN DINING-ROOM.

CANAPÉ DE LA SALLE À MANGER.




COUCH IN BOUDOIR.

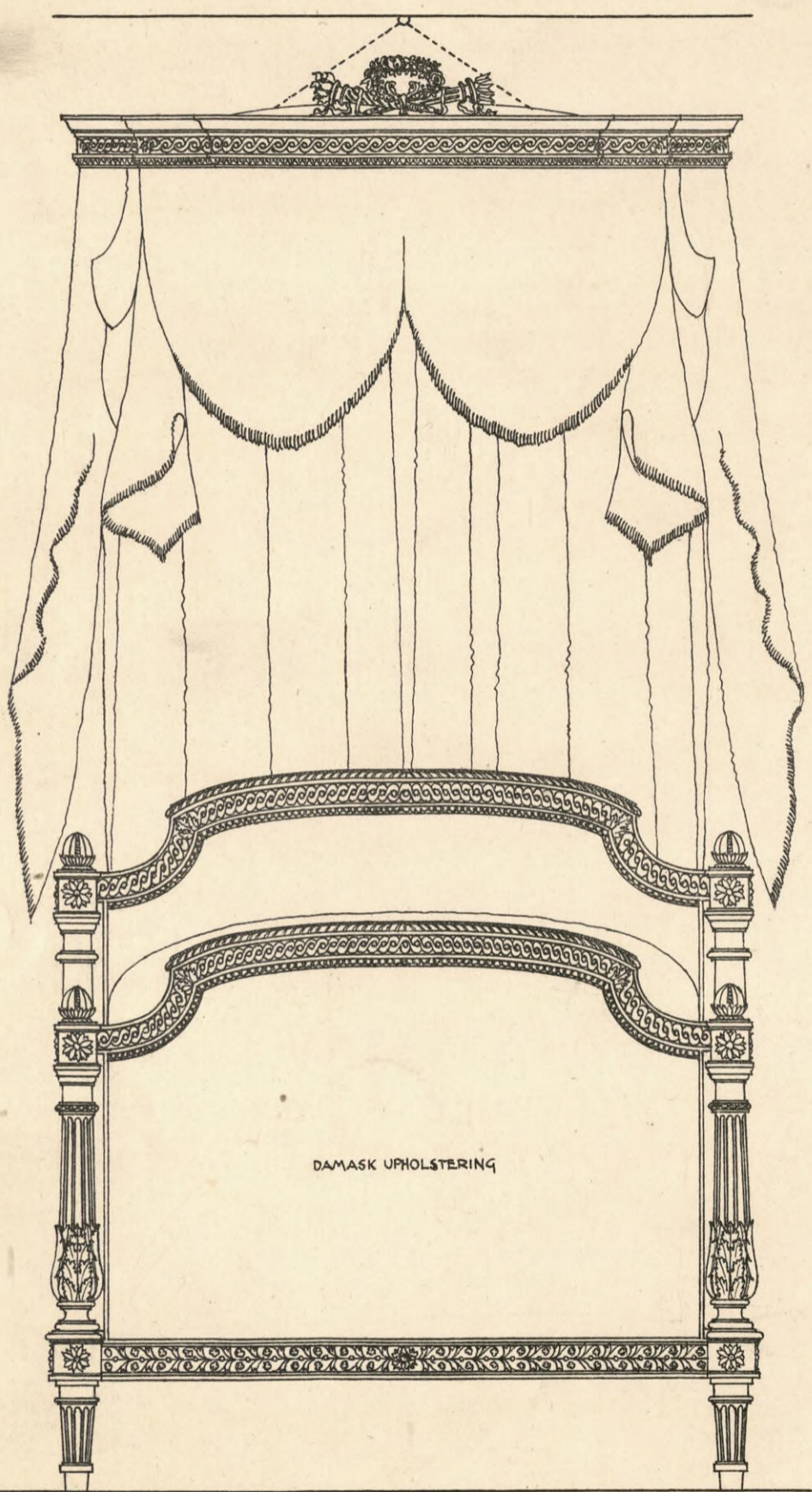
CANAPÉ DU BOUDOIR.



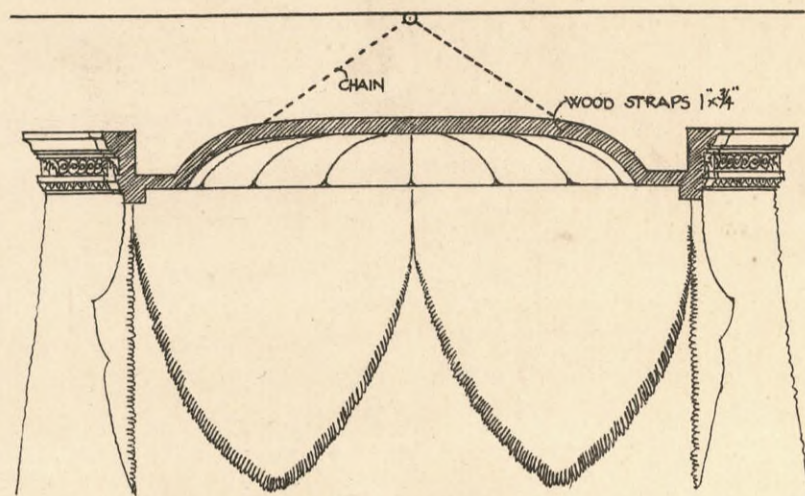
COUCH IN BEDROOM.

CANAPÉ DE LA CHAMBRE À COUCHER.

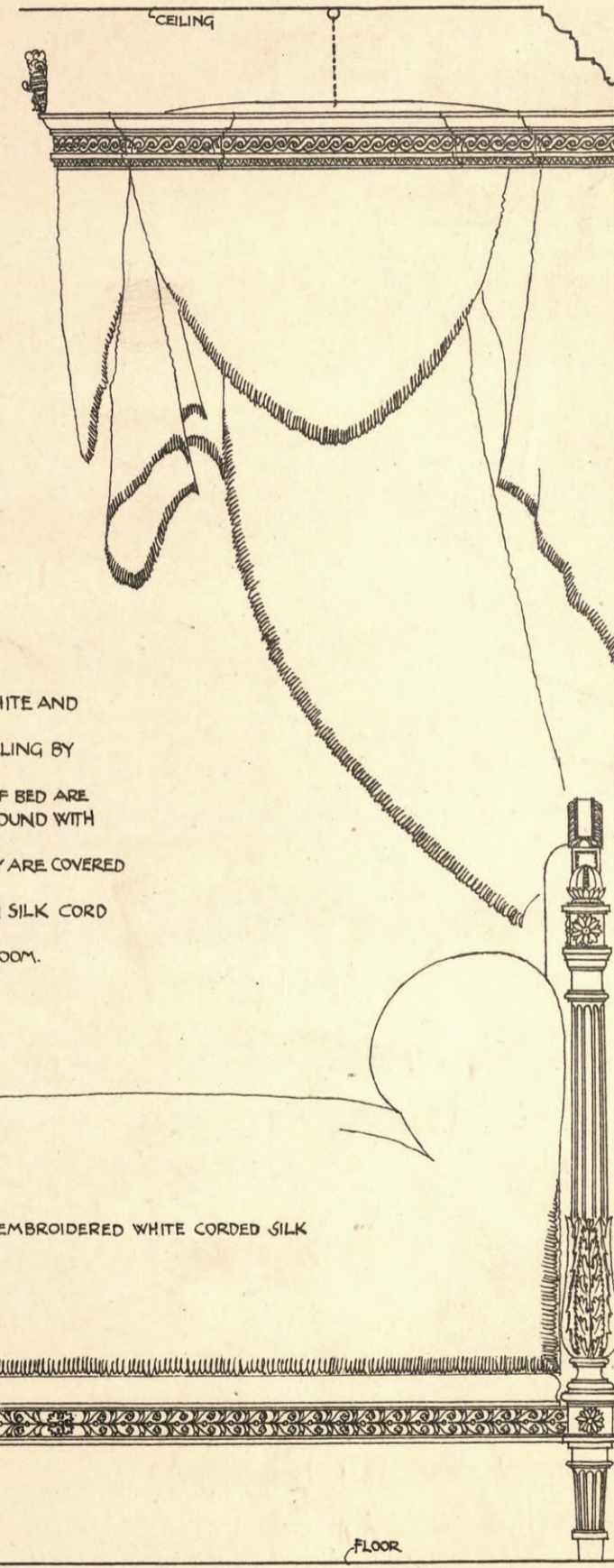





FRONT VIEW.



SECTION THROUGH CANOPY.

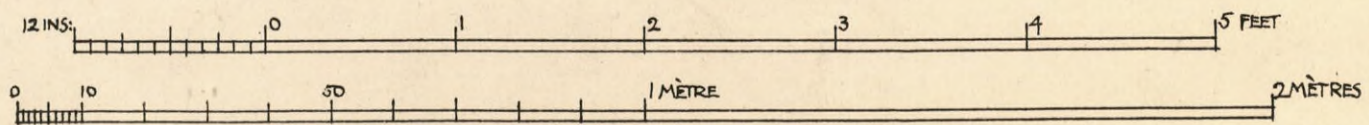


SIDE VIEW.



HALF PLAN OF CANOPY.

NOTE:
 THE WOODWORK OF BED IS PAINTED WHITE AND FRENCH GREY.
 THE CANOPY IS SUSPENDED FROM CEILING BY AN IRON CHAIN.
 THE UPHOLSTERING AND HANGINGS OF BED ARE OF DAMASK OF A GOLDEN YELLOW GROUND WITH VERY LIGHT YELLOW ROSE PATTERN.
 THE FLAT PART AND DOME OF CANOPY ARE COVERED WITH A SIMILAR DAMASK.
 THE DOME IS SLIGHTLY PADDED WITH SILK CORD FORMING RIBS.
 THE BED IS IN MARIE ANTONETTE'S BEDROOM.

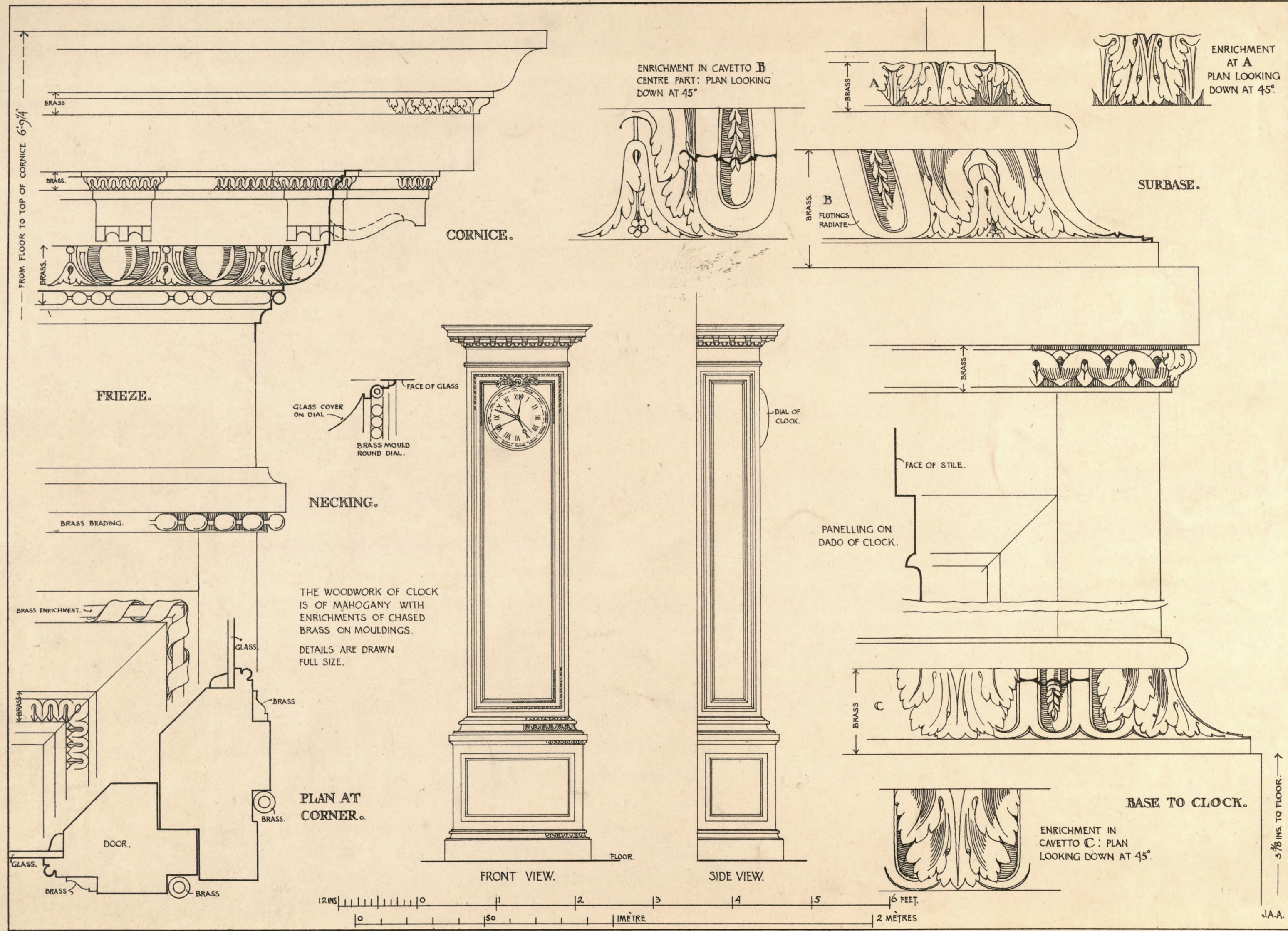


J.A.A. + J.W.

FURNITURE.
BED.

AMEUBLEMENT.
LIT.





FURNITURE.
CLOCK IN ANTECHAMBER.

AMEUBLEMENT.
PENDULE DE L'ANTICHAMBRE.

