



DETAIL AND ORNAMENT  
OF THE  
ITALIAN RENAISSANCE

DRAWN BY  
GEORGE J. ORKESHOTT





376



DEPARTMENT OF SCIENCE AND ART  
OF THE COMMITTEE OF COUNCIL  
ON EDUCATION.

SCHOOL OF ART.


*Sheffield*


PRIZES


Awarded to *Omar Ramsden*  
at the Examination of Works, for Work in  
Stage *22<sup>b</sup>* *23<sup>f</sup>*


BY ORDER OF THE LORDS OF THE COMMITTEE OF  
HER MAJESTY'S MOST HONOURABLE PRIVY  
COUNCIL ON EDUCATION.

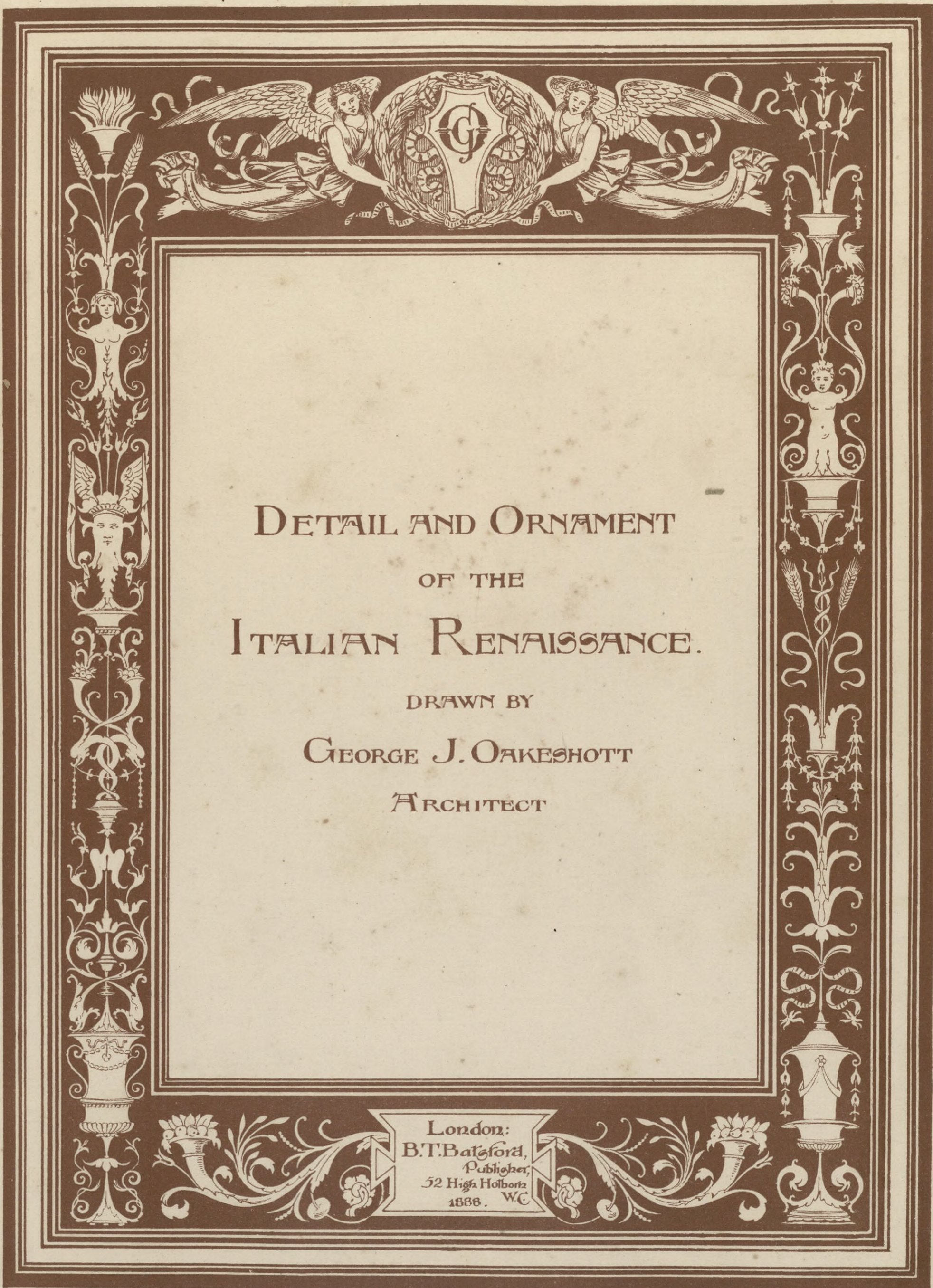
1897











DETAIL AND ORNAMENT  
OF THE  
ITALIAN RENAISSANCE.

DRAWN BY  
GEORGE J. OAKESHOTT  
ARCHITECT

London:  
B.T. Batsford,  
Publisher,  
52 High Holborn  
1888. W.C.





# PREFACE



THE DRAWINGS here submitted to the public are by no means intended to form an exhaustive Encyclopædia of the Detail and Ornament of the Architecture of the Italian Renaissance, but to give a series of typical examples of the exquisite decorative treatment of different materials in work of that style.


So much of the charm of this detail is due to its delicacy and refined proportions, that I have taken particular care in the drawing of it, and have, in almost every case, appended a scale from measurements taken on the spot, and a note of the material employed; and in doing this, I hope I have added greatly to the value of the drawings. I am not unmindful of the very valuable, but, at the same time very costly works that have from time to time been issued on this subject, but I have endeavoured to bring together in a comparatively small scope a collection of measured detail that may be useful to all lovers of this style, and at the same time to avoid a repetition of subjects already carefully illustrated in well-known works.

In conclusion, it affords me great pleasure to acknowledge the generosity of Mr. THOMAS W. ALDWINCKLE, whose Travelling Studentship, given in 1886 through the Council of the Royal Institute of British Architects, I was fortunate enough to win in competition, and in the enjoyment of which I made most of the drawings here reproduced.

GEO. J. OAKESHOTT.

LONDON, *January*, 1888.







DETAIL AND ORNAMENT  
OF THE  
ITALIAN RENAISSANCE.

---

LIST OF PLATES.

TITLE PAGE.

Plate 1 & 2. FLORENCE.—*Monument to Ugo, Marquis of Tuscany, in the Church of La Badia, by Mino da Fiesole, 1481.*

This Monument is in the North Transept, every detail finished with the utmost delicacy. There is no evidence of any gilding or colouring on the white marble with the exception of the shields carried by the two putti and of the small shield immediately beneath the main cornice, on all of which the stripes are painted black. Another tomb by Mino in this Church will be found on Plate 21.

Plate 3. FLORENCE.—*Details of the same monument.*

Plate 4. FIESOLE.—*Tomb of Bishop Leonardo Salutati, in the South Transept of the Duomo.*

Slight traces of gilding may be seen on the ornament of the cornice, but how far it was carried it is now difficult to decide. The background panels are now cement distempered a dark blue-grey colour, but were evidently intended to be filled with slabs of marble. The bust is undoubtedly Mino's *chef d'œuvre* of portraiture.

Plate 5. FIESOLE.—*Details of same tomb.*

Plate 6 & 7. BRESCIA.—*Porch of the Church of Santa Maria dei Miracoli.*

The Entrance to the church is not now made by this porch, but by the door on the right, shewn in the perspective view on the next Plate.

Plate 8. BRESCIA.—*Section and Perspective View of same.*

The small side door shewn on the section is now disused, and has been blocked up with rough boarding.

Plate 9. BRESCIA.—*Details of the same.*

The carved panel is of white marble, with centre circle of richly veined and coloured marble, slightly curved on face.

- Plate 10. SIENA.—*The High Altar in the Church of Fontegiusta, by Lorenzo di Mariano.*  
The ornament in many places bears traces of having been touched with gilt.
- Plate 11. FLORENCE.—*Organ Gallery, or Cantoria, by Luca della Robbia.*  
This gallery was executed in 1431 for the Duomo, but is now lying in fragments in the Bargello Museum. This was Luca's last known work in marble, for the rest of his life he devoted himself to the well-known terra cotta ware that bears his name.
- Plate 12. BRONZES.—*From Siena and Certosa, near Pavia.*  
The brackets are from the Palazzo del Magnifico, Siena.
- Plate 13. BERGAMO.—*Jottings from.*  
See also Plate 39.
- Plate 14 & 15. SIENA.—*Entrance Doorway to the Piccolomini Library, in the Duomo, by Lorenzo di Mariano.*  
For further details see Plate 39.
- Plate 16. PADUA.—*Perspective View of Loggia del Consiglio.*  
Executed in white marble.
- Plate 17. FLORENCE.—*End of combined Bookcase and Seat in the Laurentian Library.*
- Plate 18. FLORENCE.—*Cinerary Chest in Bronze, by Lorenzo Ghiberti, in the Bargello Museum.*
- Plate 19. LOMBARDY.—*Terra Cotta work in: Courtyard of Palazzo dei Tribunali, at Piacenza.*  
" " " " *Courtyard of the Ospedale Maggiore.*
- Plate 20. FLORENCE.—*Bronze Pedestal in the Uffizzi Gallery, by Desiderio da Settignano.*  
The pedestal stands in the centre of the Bronze Room, and supports an ancient bronze statue called the Idolino—the subject of considerable controversy. The meaning of the inscription is obscure.
- Plate 21. FLORENCE.—*Tomb of Bernardo Giugni in the Badia, by Mino da Fiesole, 1466.*
- Plate 22. WROUGHT IRON WORK—*At Turin, Milan, Siena, and elsewhere.*
- Plate 23. BERGAMO.—*Wrought Iron Chapel Screen in the Church of Santo Spirito.*  
This Church is in the lower town of Bergamo. The scroll work looks too thin and weak in elevation, but looks very well in reality when the thickness is seen.
- Plate 24. COMO.—*Wrought Iron work in the Duomo.*
- Plate 25. MILAN.—*Tomb of Bishop Bagaroto by Andrea Fusina, 1519, now in the Archaeological Museum of the Brera Gallery.*  
The dark greenish-grey colour of the marble capitals and pedestals give the effect of old bronze when seen from a short distance. The drapery of the recumbent figure is very clumsy and poor.
- Plate 26. FLORENCE.—*Lavabo in the Refectory Cloister at the Certosa near Florence.*  
It is executed in pietra serena, and is very much decayed in parts.
- FLORENCE.—*Inlaid Marble Ornament from Monumental Slabs in the pavement of Santa Croce.*  
Dark blue-grey marble, inlaid in white.
- Plate 27 & 28. INTARSIA WOOD WORK—*In the Choir Stalls of the Duomo of Perugia and the Certosa near Pavia.*  
Boxwood inlaid in walnut; the lines of the ornament on the boxwood are burnt in. On the Perugia choir-stalls is the following inscription;—"Opus Juliani Majani et Domenici taxi Florentini MCCCCLXXXI."
- Plate 29 & 30. SIENA.—*Panels of Marble Staircase leading to the Pulpit in the Duomo.*  
Taken partly from the niche under the pulpit, and partly from the side of the staircase; they are carved in marble in very low relief.

Plate 31. CARVED WOODWORK *from Florence, Siena, etc.*

Plate 32. CARVING IN WHITE MARBLE *from Pisa and Florence.*

The Tomb in the Campo Santo at Pisa, from which the truss, etc., are taken, is that of Filippo Decio by Stagio Stagi, about 1530.

The Monument in Santa Croce from which the base is taken is by Rosselini, to Leonardo Bruni.

Plate 33. PILASTER AND PANEL ORNAMENT *in white marble.*

The panel on which the title is printed is in reality quite plain, with no inscription upon it.

Plate 34. THE TRUSS AND ITS TREATMENT.—*Examples of.*

The lowest truss of the Pulpit in the Duomo at Lucca is about 5 feet from the floor of the Nave.

Plate 35. PILASTERS, FRIEZES, ETC.—*Examples of, carved in white marble.*

Plate 36. PANELS.—*Examples of, carved in white marble.*

The Tomb in Santa Croce, Florence, from which the centre panel is taken is by Desiderio da Settignano.

Plate 37. CORBELS.—*Examples of, in white marble and Robbia ware.*


Plate 38. BOLOGNA.—*Brick and Terra Cotta buildings.*

The House of the Caracci is now called the Palazzo Marescotti, and is situated in the Via delle Grade, near the Church of San Domenico.

Plate 39. FURTHER DETAILS *of some of the foregoing Plates.*

Plate 40. SKETCH BOOK MISCELLANEA.






Monument to Ugo Marquis of Tuscany  
died 1012  
by Mino da Fiesole 1781  
in the Church of La Badia  
Florence

Material :- white marble

background of tympanum  
in plaster disengaged

panels of  
black marble


black marble




Section

Front Elevation

Scale of feet 1 2 3 4 5 6 7




Details of Monument by Mino da Fiesole  
in the Church of La Badia Florence




Upper Cornice  
and Frieze above Capital



15' 10" above floor level



Capital of Pillar




15 feet 2 inches [at  
springing of arch] above  
floor level

Mouldings of Arch  
above main cornice




Carving on  
edge moulding  
developed

Detail of lower  
part of mon<sup>mt</sup>




Variation of above

Scale <sup>in</sup> 0 1 2 3 4 5 6 7 8 9 10 11 12 Feet




Tomb of Bishop Leonardo Salutati  
in the Duomo of Fiesole  
by Mino da Fiesole :- finished 1466



Front Elevation

Traces of gilding  
remain on relieved  
portions of cornice

Background panels  
disintegrated a dark  
grey colour




Complete Elevation

Side Elevation


Material :- white marble

Scale 1 1/2 2 3 Feet




Tomb in Duomo, Fiesole  
nr Florence


Details - scale 0 1 2 3 4 5 6 7 8 9 10 11 12 Inches



Principal Cornice




Outside  
left-hand  
Truss

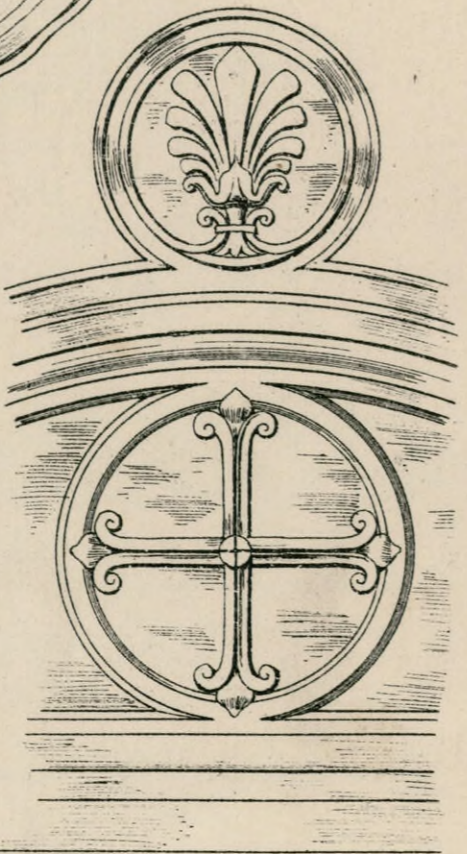



Detail  
of right hand  
[inside] Truss

Truss in low  
relief - part  
of corbel  
which supports  
bust



Top of Tomb  
Detail of Side





Porch of Church of  
S<sup>ta</sup> Maria dei Miracoli  
Brescia


Material :- chiefly white marble

Symposium, black marble  
wall, gilt bronze


Trize, black marble

Spandrels red Verona marble

Spandrels  
black marble




Scale 0 1 2 3 4 5 6 7 of Feet




Porch of the Church of  
Sta Maria dei Miracoli  
Brescia

Scale 0 1 2 3 4 5 Feet




Perspective View




for detail of panel [A]  
see plate 35.


Section of lower part



Details of Porch  
of S<sup>ta</sup> Maria dei Miracoli Bréscia



One of Carved Panels




View of Chapel - Interior

Scale of Carved Panel 1/2 Feet.  
Scale of Interior Pilaster 1/2 Feet.





High Altar in marble  
Church of Fontegiusta  
Siena  
by Lorenzo di Mariano




lower [A]

column


upper [B]

Detail of Carved Panels

Scale 0 1 2 3 4 5 6 1 Foot



Perspective View





DEPARTMENT OF SCIENCE AND ART  
OF THE COMMITTEE OF COUNCIL  
ON EDUCATION.

---

SECOND GRADE PRIZE.

---


Awarded to *Quar. Ramsden*  
*who obtained a 1st Class (Excellent) in the 2nd*  
*Grade Examination, in*

*Freehand drawing*

---

BY ORDER OF THE LORDS OF THE COMMITTEE OF  
HER MAJESTY'S MOST HONOURABLE PRIVY  
COUNCIL ON EDUCATION.


1888.





PRESENTED TO  
*Mrs. Francis Knutland-Barrall.*  
BY THE LIBERALS OF THE TORQUAY DIVISION  
*IN GRATEFUL RECOGNITION OF THE SPLENDID AND MAGNIFICENT FIGHT*  
MADE BY HER HUSBAND IN THE CAUSE OF LIBERALISM  
AT THE GENERAL ELECTION OF 1895.  
1895 6th 1896






Organ Gallery for the Duomo at Florence [now in the National Museum]

by Lucca della Robbia in 1451

Material: - white marble

Measured and plotted from the fragments now lying in the Court and Great Hall of the Bargello

Centre line



LAVDATE EVM IN SONO TVBÆ · LAVDATE EVM IN PSALTI


· RUM ET CYTHARA ·  
· LAVDATE EVM IN TYPANO ·



ET CHORO PA · EVM IN CORDIS ET ORGANO PA · EVM IN CIMALIS BENE SO

· NATIBVS · PA · EVM IN CIMALIS ·  
· IVBILATIONIS OIS SPS LAVDET DNM ·


Half Elevation




Side Elevation

Scale Ins 0 1 2 3 4 5 6 7 of Feet

Centre line



Bronzes from Siena and the Certosa of Pavia




Banner Bracket  
from the façade of  
a palace at Siena

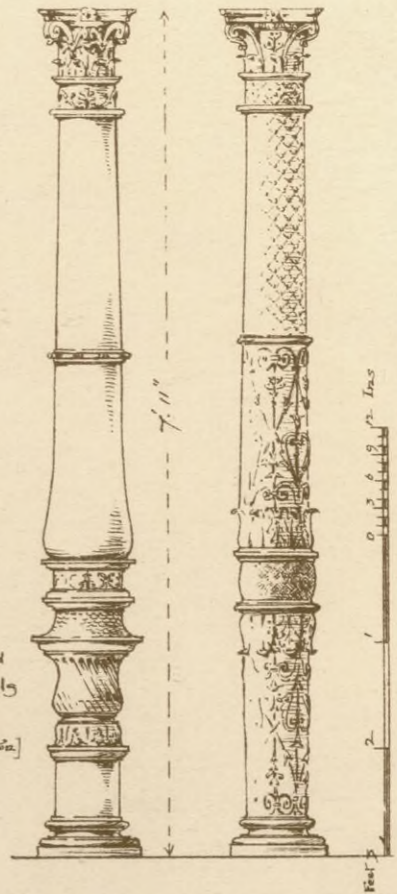

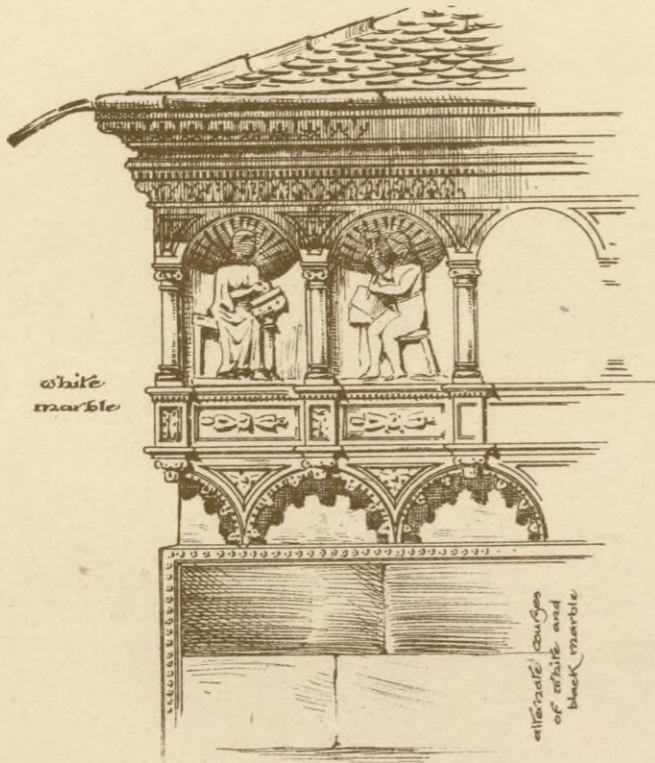
Bracket from  
the façade of the same palace  
at Siena

Altar Candelstick  
by A. Fontana


Altar-Rail Candelabrum  
by Fontana



# Joinings from Bergamo

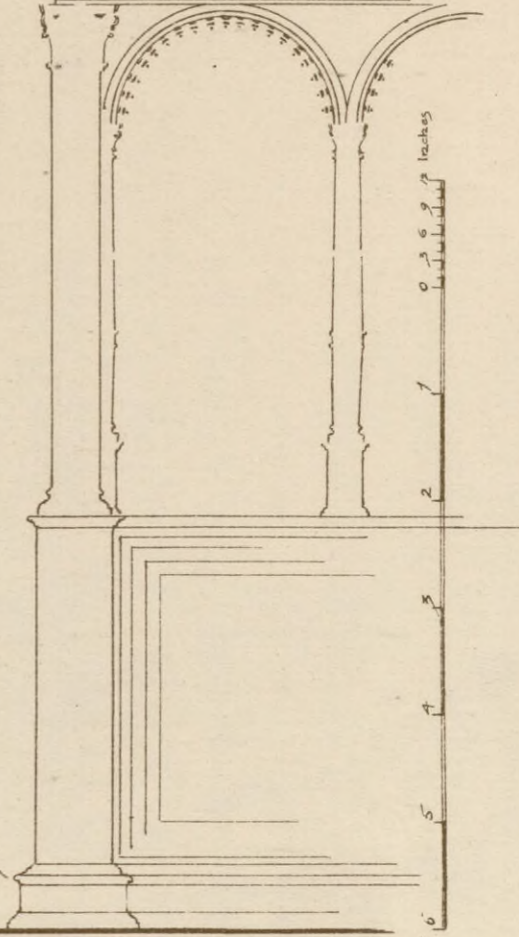
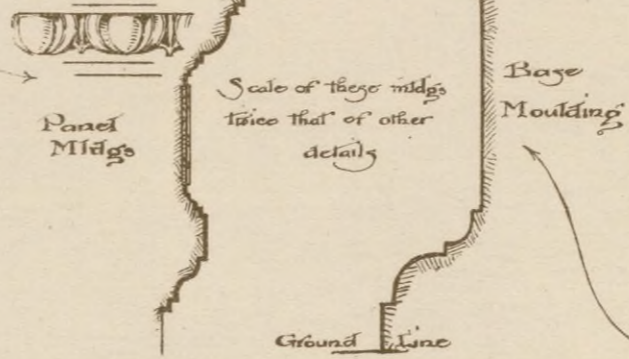






Cornice of South Porch Sta Maria Maggiore [Upper Town]



Plaster, frieze and spandril ornament is executed in boxwood inlaid and in slight relief

Rood Screen Sta Maria Maggiore [Upper Town]






Entrance Doorway  
to the Piccolomini Library  
in the Duomo, Siena  
by Lorenzo di Mariano


Materials { generally - white marble  
bases and caps - Roman giallo marble  
gates - bronze

NB. The Crescent is the badge  
of the Piccolomini family



Detail of upper frieze

Above this cornice, the wall is plain  
and treated with plaster and fresco



capitals in  
giallo marble  
also the astragal  
carried through

Cross on shield  
painted dark blue,  
Crescent's gold,  
cross above gold,  
crescent's red &  
Crescent's vermilion

bases in  
giallo marble

Capitals in  
giallo  
marble

bases of  
vertical shafts  
veined and  
coloured marble


Chairs in bronze  
fronced by Giovanni  
of Siena in 1497

Elevation


Section

Scale 0 1 2 3 4 5 6 7 8 Feet

NB:- The remaining bay is treated with an altar  
in place of doorway, and is finished at last with  
and much inferior in detail and workmanship




Loggia ad Consiglio  
Padua




C. F. Kell Photo-Lith & Printer 8, Fournival St. Holborn, London, E.C.

EXHIBITED IN THE ROYAL ACADEMY OF ARTS EXHIBITION 1887.



End of combined Bookcase and Seat  
Laurentian Library, Florence.

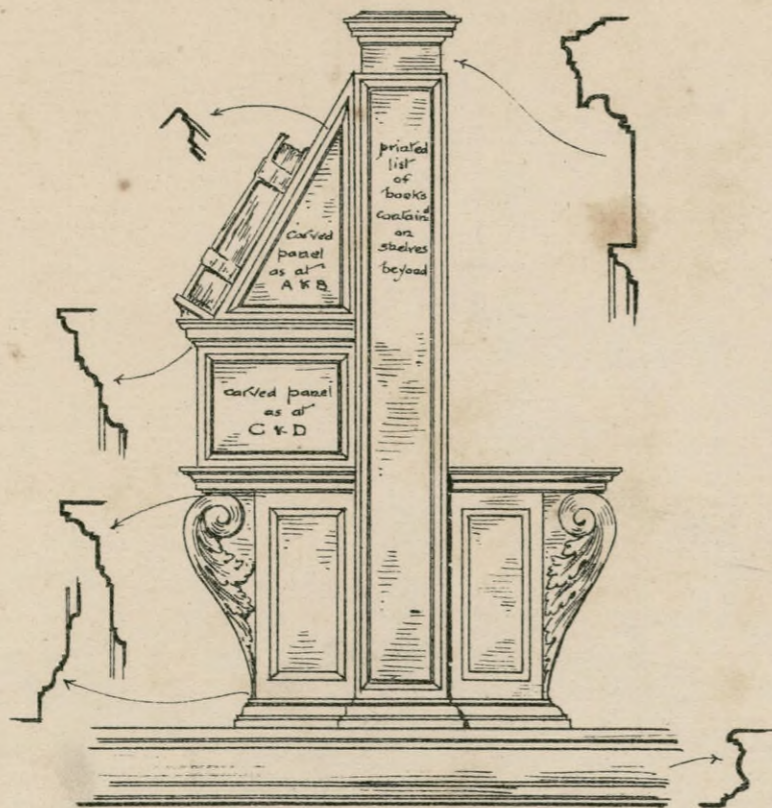


Panel C


Executed in walnut wood, carved panels, of considerable variety in design, are in high relief and somewhat spoiled by a too thick coating of varnish

Panel A

Panel B




Elevation of End



Panel D

Scale 9 6 3 0 1 2 Ft


Scale of 1 2 3 4 5 6 7 8 9 Inches




Cinerary Chest  
in bronze

by Lorenzo Ghiberti  
in the Bronze Room  
of the Bargello  
Florence


NB. The balls of the Medicean  
shield on Side elevation  
are in red enamel





Front Elevation



Side Elevation







Ernest Ramsden  
Rome Nov 1897

Profeta  
Zoll.



203



Mar Kamsler  
Roma Nov 1897

Sibilla  
Sibica




196

Terra Cotta Work in Lombardy


Courtyard of Palazzo dei Tribunali  
Piacenza

Upper part of courtyard is plain modern plaster work




Scale 1 2 3 4 5 6 7 8 9 10 11 12 Feet

Ospedale Maggiore  
Milan  
Two bays of Courtyard



Elevation of two bays  
Scale 1 2 3 4 5 6 7 8 9 10 11 12 Feet

Section



Bronze Pedestal  
in the Uffizi Gallery, Florence  
by Desiderio da Settignano




Front Elevation

Section

Scale <sup>1 1/2</sup> 2 3 4 5 6 7 8 9 10


2 Feet



Tomb of Bernardo Ciugnio


by Mino da Fiesole, 1466

in the Badia, Florence




OBII AN D S  
 BERNARDO IVNIO EQ FLOR PV  
 COCORDIAE SEPER AVCTORI ET CIVE  
 VERE POPVLARI PI FRATES FRATRI DE  
 SE DEO REP OPT MERITO POSVERVI

Front Elevation



The whole tomb  
 is executed in white  
 Carrara marble

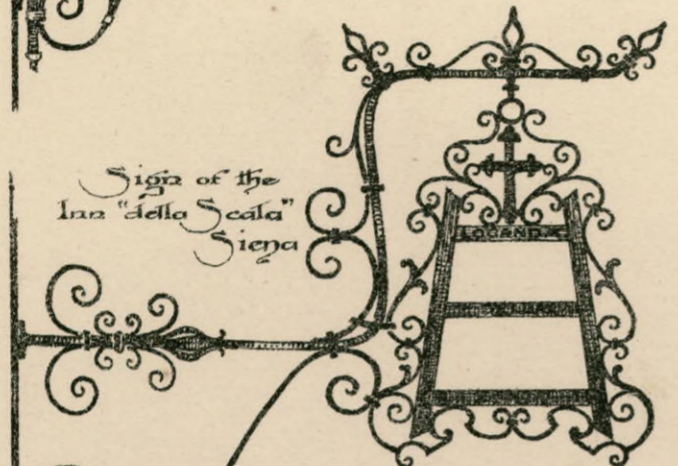
Side



Wrought Ironwork  
of Turin, Milan  
Siena &c




Bracket from  
Museum Turin




Sign of the  
Lana "della Scala"  
Siena



Over Door of Orto



from S. Eustorgio Milan



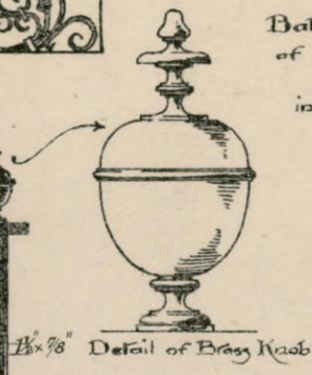
from Balcony Orvieto




from Gate in Chiesa  
S. Spirito Firenze



Baluster  
of Pulpit  
Steps  
in Duomo  
Orto




Detail of Brass Knob



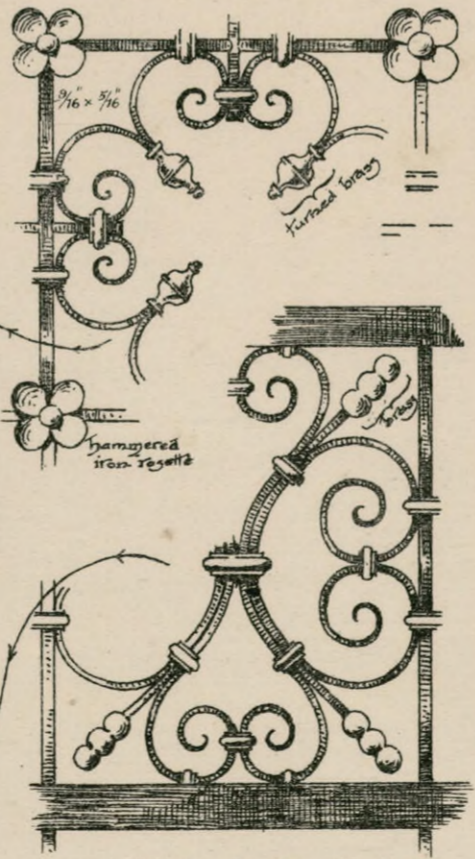
Portion of Gate from Hospital, Siena




Gate in Museum, Turin




Gate at the Ospedale Maggiore Milan




Details of same




Gate in Museum, Turin



Wrought Iron Chapel Screens in S. Spirito  
Bergamo [locet' kōra]




Scale of 12 9 6 3 0 1 2 3 4 5 Feet




Wrought Iron-work  
in the Duomo at Como

Scale  $\frac{12}{9} \frac{6}{3} \frac{0}{0} \frac{1}{1} \frac{2}{2}$  Feet



brass nail  
 $\frac{7}{8} \times \frac{7}{8}$




Altar Rail - North Transept


Gate to Pulpit Steps



Gate to High Altar Rail



Tomb of Bishop Bagarolo  
by Andrea Fusina 1519  
now in The Brera Museum Milan




Key Plan




Scale 1 2 3 4 5 Feet

Lavabo in Cloister at the  
Certosa near Florence  
executed in "pietra serena"




Scale 1 2 3 4 5 Feet








Inlaid Marble Ornament  
from monumental slabs in pavement  
S<sup>ta</sup> Croce Florence

Scale 1 2 3 4 5 6 7 8 9 10 11 12 13



continued above



# Intarsia Wood Work in the Duomo of Perugia and the Certosa in Pavia

Scale 1 2 3 4 5 6 7 8 9 10 11 12 Inches



Panel from Stall Back in Choir  
of the Duomo Perugia



from Choir Stalls Perugia




Two Panels from the Choir Stalls of the Certosa in Pavia



Panels of Marble Staircase  
to Pulpit in the  
carved in low relief Duomo  
Siena

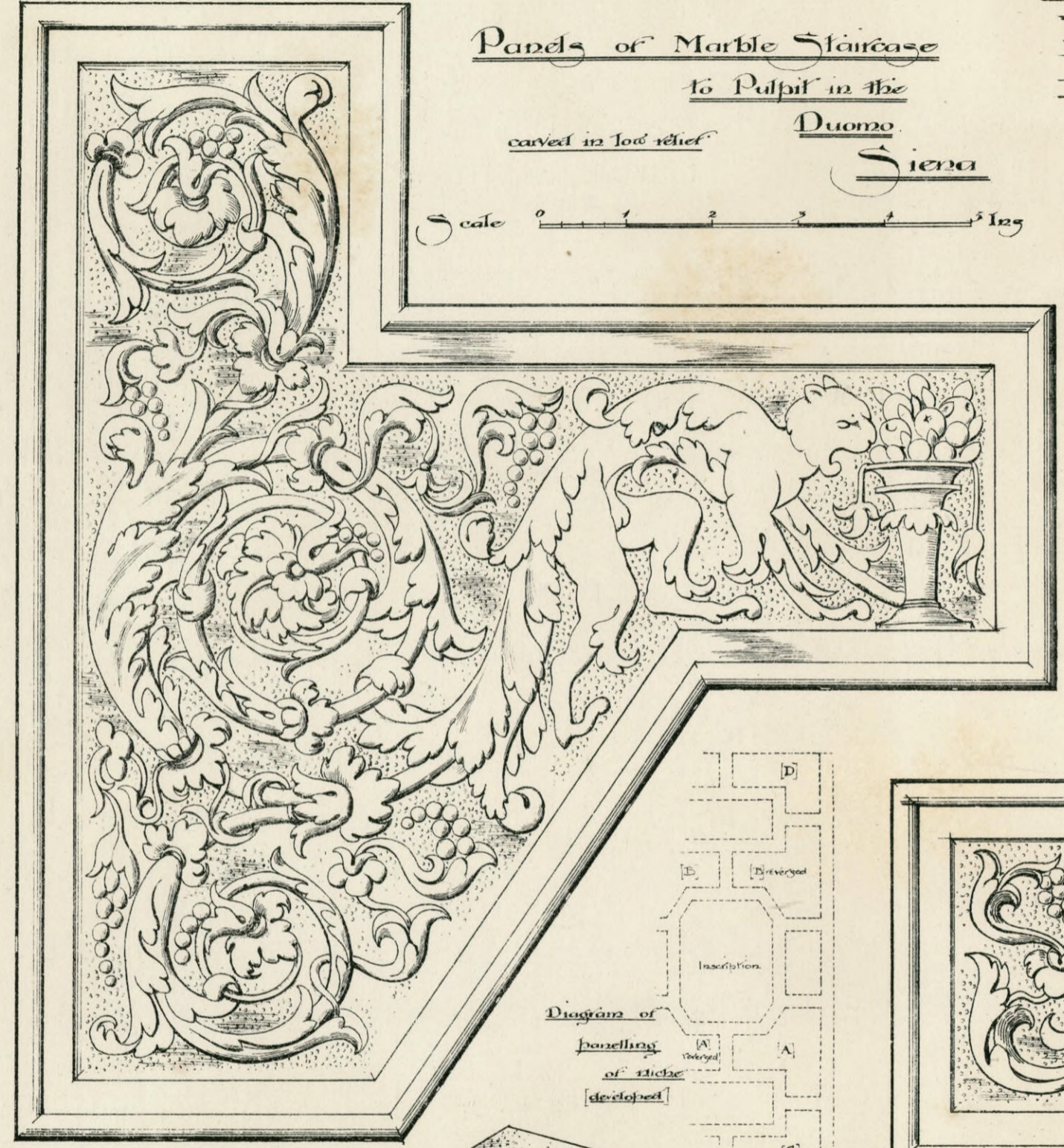
Scale 0 1 2 3 4 5 125



Border on side  
of Staircase

Two panels of niche  
under pulpit  
[developed]

for panels C and D  
see next plate


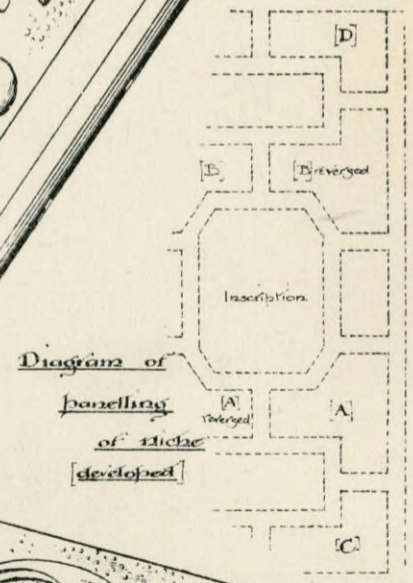



Panel [B]



Panel [A]

Panel on side  
of Staircase






Panels of  
Marble Staircase  
to Pulpit in the  
Duomo at  
Siena

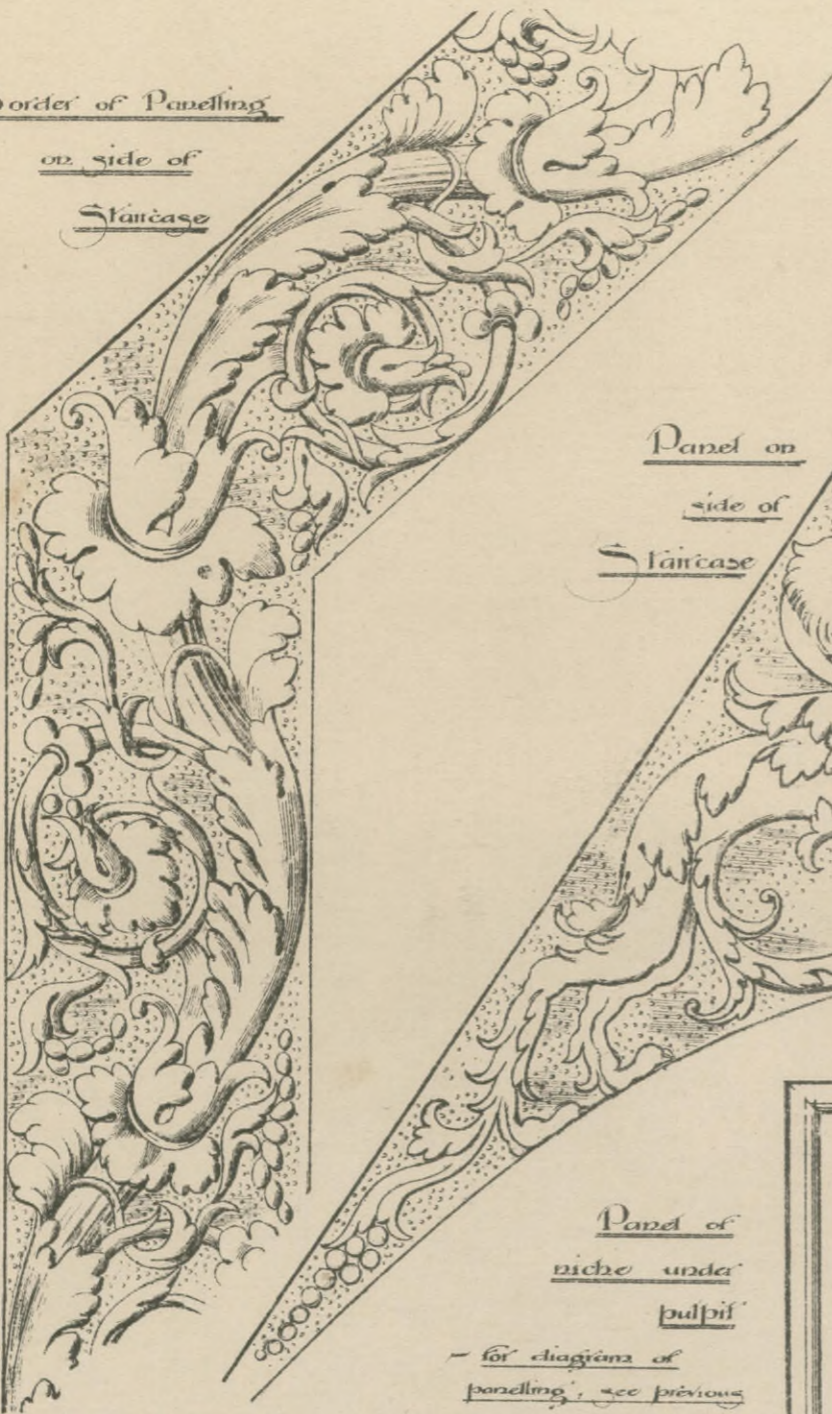
Carved in low relief

Scale 1 2 3 4 Inch




Border of Panelling

on side of  
Staircase



Panel on  
side of  
Staircase

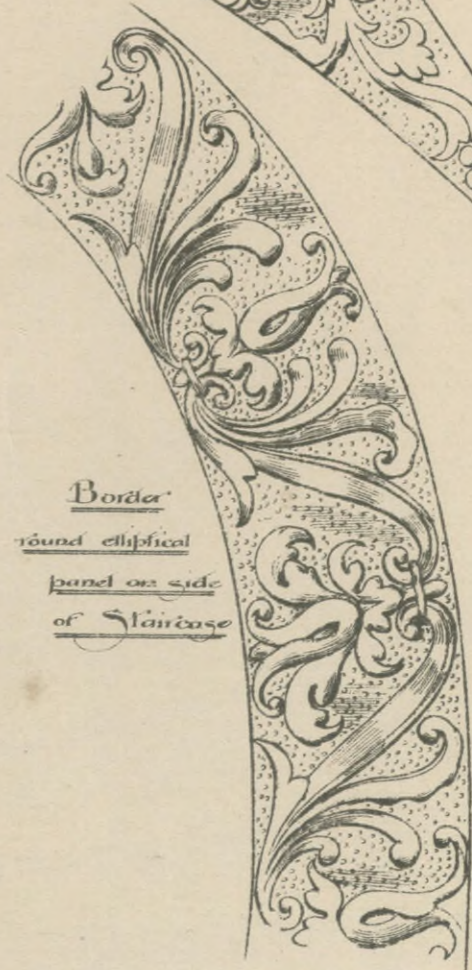



Panel of niche  
under pulpit  
for diagram of panelling  
see previous plate

Panel of  
niche under  
pulpit  
for diagram of  
panelling, see previous  
plate



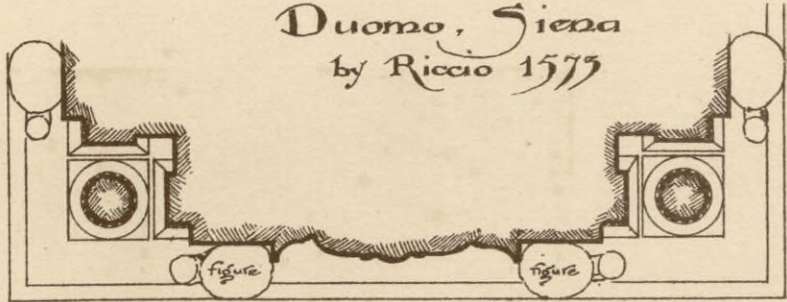
Border  
round elliptical  
panel on side  
of Staircase







# Carved Woodwork from Florence Siena &c

Lower Part of Lectern  
Duomo, Siena  
by Riccio 1577

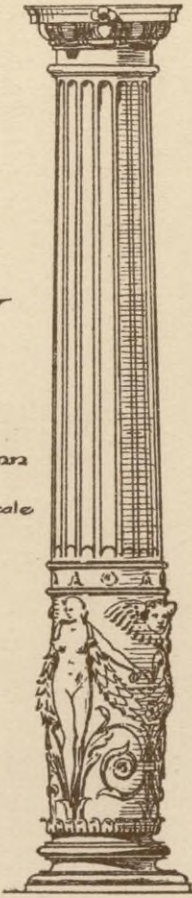


Part Plan

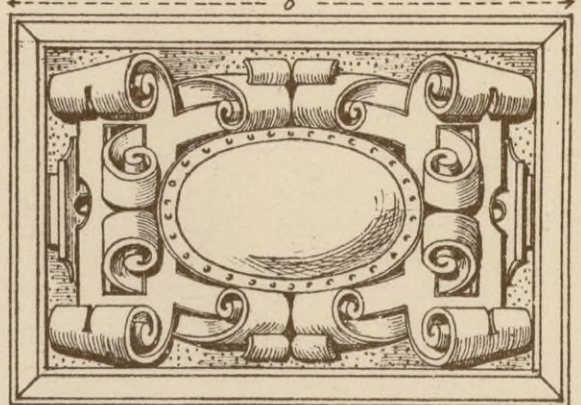
End of  
Marriage Chest  
in the Bargello  
Florence



Detail  
of Column  
2<sup>o</sup> the scale




Scale 0 1 2 3 4 5 6 7 8 9 10 11 12



Duomo - Siena

Side Elevation  
Scale 1 2 3 4 5 6 7 8 9 Feet

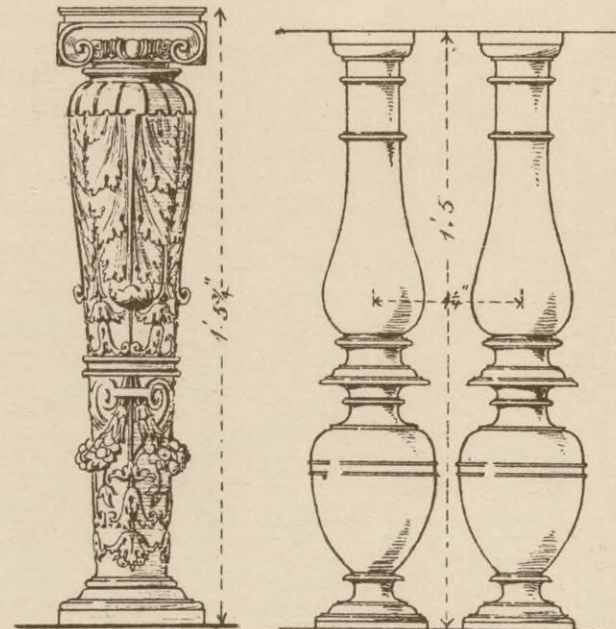


Side

Front


Seat in Chapel of Hospital, Siena

Scale 1 2 3 4 5 Feet





from bench in Duomo  
Siena

from bench  
S. Giov. Evangelista  
Parma




Carving in White Marble



Triass  
from Tomb in  
Campo Santo  
Pisa

Scale 0 1 2 3 4 5 6 Inches



from Tomb in Campo Santo Pisa


Scale 0 1 2 3 4 5 6 7 8 9 Inches

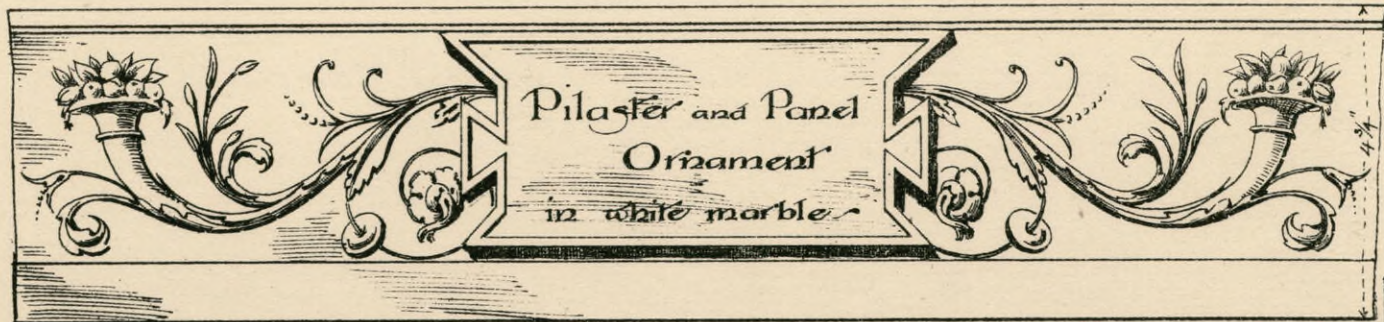


Black Marble Capital - 1.52' high

Base of Monument S<sup>ta</sup> Croce Florence

Scale 0 1 2 3 4 5 6 7 8 9 10 Inches






from the Bargello Florence




pilaster continued above

from the Bargello Florence




from the Bargello Florence



pilaster continued above

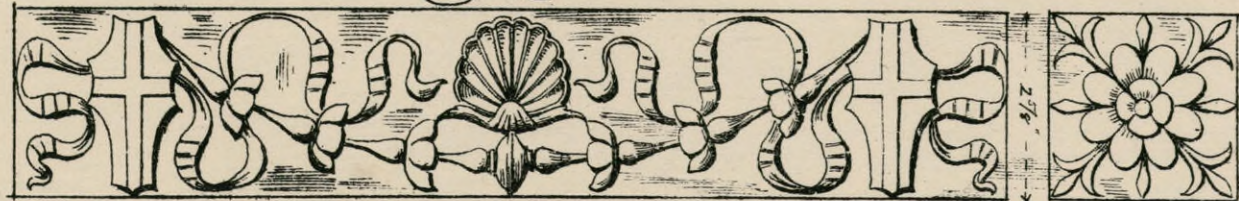
from the Bargello Florence




from the Certosa n. Pavia




from the Certosa n. Pavia







from the Certosa n. Pavia




from the Certosa n. Pavia



Examples of the Truss  
and its Treatment






Examples of Pilasters,  
Friezes etc.


Carved in white marble




from Shrine of altar  
of the Certosa near Pavia  
Scale 1 2 3 4 5 6 7 8 9 10 11 12 13



from N. door of Duomo, Como  
Scale 1 2 3 4 5 6 7 8 9 10 11 12 13





from Shrine of altar of the Certosa  
of Pavia  
Scale 1 2 3 4 5 6 7 8 9 10 11 12 13





continued above


Pilaster from  
monastery near Siena



from the Certosa of Pavia



from the Bargello Museum, Florence  
Scale 1 2 3 4 5 6 7 8 9 10 11 12 13




Examples of Panels  
carved in marble

from monument in *S<sup>ta</sup> Croce*  
Florence  
Scale 0 1 2 3 inches




from the *Cattedra* near *Pavia*  
Scale 0 1 2 3 4 5 6 inches




Scale 0 1 2 3 4 5 6 inches


from *N. S. S. Duomo* *Fiesole*



from  
the  
*Frari*  
Church  
*Venice*




Scale 0 1 2 3 4 5 6 inches



Scale 0 1 2 3 4 5 6 inches

from *N. S. S. Duomo* *Fiesole*





Examples of Corbels  
from Florence, Siena etc

Tabernum in the  
Bargello, Florence  
by Mino da Fiesole




In white marble




Glazed terra cotta by Luca della Robbia  
in the Bargello.


this cornice  
is a restoration.



Wayside Shrine in the Porta Romana  
Siena



In pietra serena by Donatello  
in the Bargello




Glazed terra cotta by Luca della Robbia  
in the Cappella dei Medici S<sup>ta</sup> Croce  
Florence



Glazed terra cotta  
by Luca della Robbia  
in the Bargello Florence



White marble Duomo, Pietrasanta  
in Viareggio



# Brick and Terra Cotta in Bologna

House of the Caracci  
in the Via delle Girade




Part Elevation


Section

Scale of 1 2 3 4 5 10 15 20 Feet


House in the  
Via Farini




Part Elevation



Further Details  
of some of  
the foregoing plates




from La Loggia  
Brescia



Panel A plate No 8  
in marble  
S. M. dei Miracoli  
Brescia


Scale 0 1 2 3 4 5 Feet



in marble

Additional  
Jostings from Bergamo  
see plate No 13

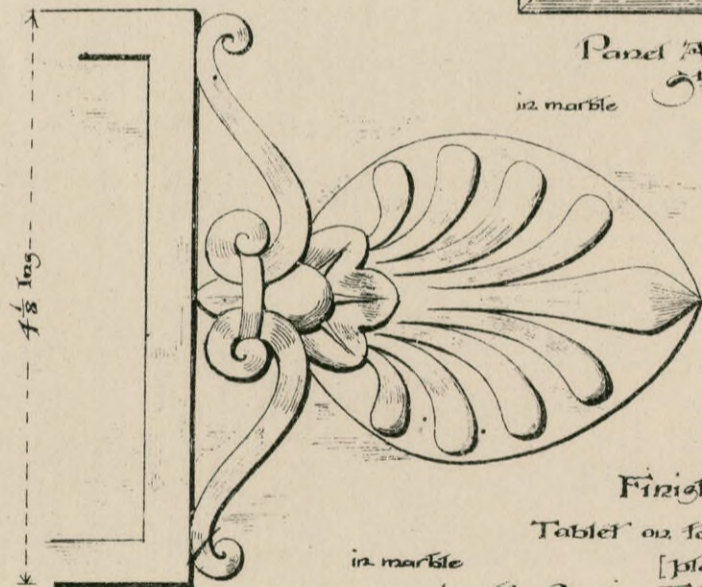
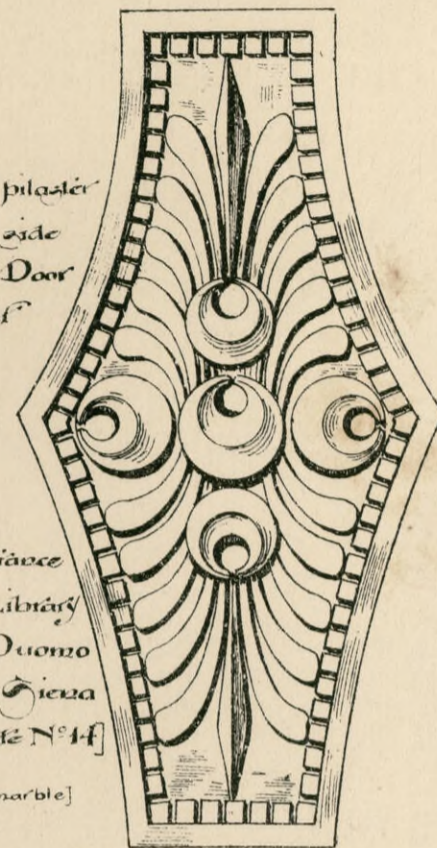
Exterior of Sacristy  
S. Maria Maggiore  
Bergamo Alt.




from pilaster  
on side  
of Door  
of

Entrance  
to Library  
in Duomo  
Sicua  
[plate No 14]  
[white marble]

Scale 0 1 2 Inches




Finish of  
Tablet or tomb  
in marble  
[plate No 1]  
in the Badia, Florence




Scale 0 1 2 3 4 5 6 7 8 9 10 Feet


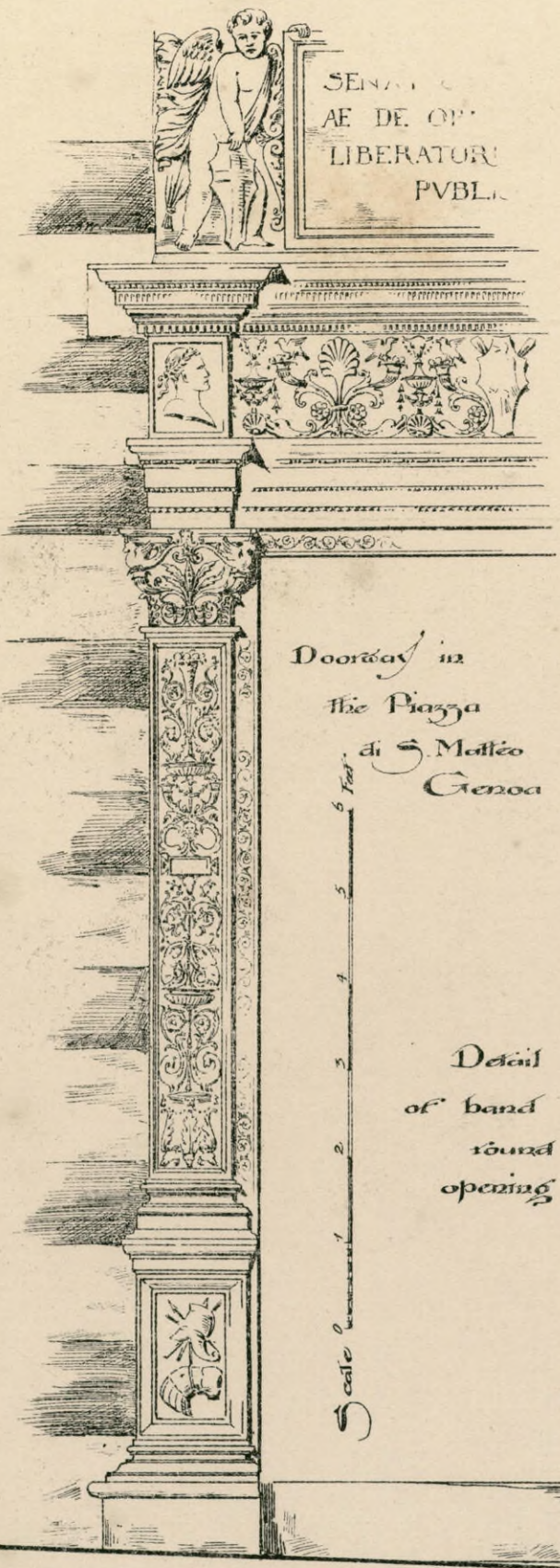
Pilaster Cap in stone  
[plate No 15]  
Bologna



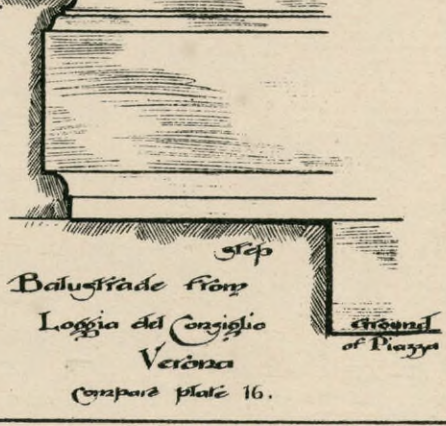


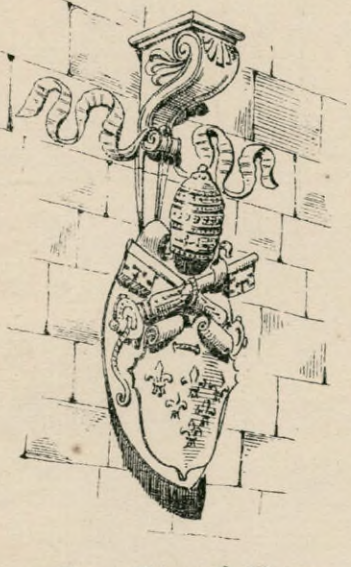

in Istrian Stone  
Scale 0 1 2 3 4 5 6 7 8 9 10 of Inches  
from Palace near S. Maria Maggiore  
Bergamo Alt.



# Sketch Book Miscellanea




Scale 0 1 2 3 4 5 Feet











ITALIAN RENAISSANCE - GEO. J. OAKESHOTT.