


UNIVERSITY OF HOUSTON  
SPRING FOOTBALL 1980





1980 UNIVERSITY OF HOUSTON SPRING FOOTBALL PROSPECTUS

Bill Yeoman goes hunting this spring in hopes of repairing his graduation racked defense which ranked second in the Southwest Conference and 11th nationally last season, and one that week after week played magnificently in leading the Cougars to their third conference title in four years.

Yeoman, who begins his 19th season as UH head coach, will not be receiving many sympathy cards from other SWC coaches since he will be starting a pair of defensive aces nobody else in the country has--270-pound senior tackles Hosea Taylor and Leonard Mitchell, who may be the finest the school has ever had. Both are bonafide Outland and Lombardi award candidates.

Mitchell passed up basketball for the first time so he could participate in spring drills. He is obviously taking football seriously in his last season at UH, and that is bad news for opposing quarterbacks. Last season he had 65 tackles, three sacks and three deflected passes.

"When Leonard wants to play, he plays awfully hard," Yeoman said.

The massive, quick as a cat Taylor will be on the other side. Taylor was the leading tackler among down linemen with 70 stops, and his ability to use his head was never more apparent than when he broke through to block an Arkansas field goal in the Coogs' heartstopping victory that eventually gave them a piece of the SWC crown. He was a first team NEA All-America, plus honorable mention on both The Sporting News and UPI teams. He also made just about everyone's All-SWC first team.

So Yeoman will be searching for a nose guard who can help take the pressure off the inside, and a pair of defensive ends who can help contain and pursue as well as the Mad Dog defense did last season. One thing is for sure, depth will be a problem and Houston will have to stay away from crippling injuries if the defense is going to be anywhere as awesome as the 1979 model.

(MORE/OVER)

If Dan Essa from Houston Aldine can handle the nose guard spot it is all his. If not, Terry Monroe from Pleasanton and Mike Black of Seabrook will get a chance. Yeoman would like to leave Monroe at tackle along with Tommy Alexander, since both would be capable backups for Mitchell and Taylor.

Alvin Ruben of Baytown has been waiting for his chance, and it will come this spring at right defensive end. If the redshirt comes through as expected, his 6-foot-4, 230-pound frame will give the Cougars size they have not had there the last few seasons. Ruben will have a stiff challenge from Leo Truss of Mumford, Ala. Kelly McDonald of Houston St. Thomas and redshirt Greg Harmon of El Campo will battle for the top spot on the left side.

Though you don't replace an All-America like David Hodge over night, Houston is very solid at linebacker. Grady Turner, who stepped in for Hodge when he suffered an injury against Arkansas, will be at one spot. Steve Bradham, who suffered a season-ending injury in the second game last season, was granted an extra season of eligibility and will man the other side. Sophomore Weedy Harris of Waco, senior Joe Keys, Joe Pettiette of Bellville, Eugene Lockhart of Crockett and David Humphreys of El Campo give UH plenty of depth and talent that only playing time will make better.

A year ago everyone was talking about the porous Houston pass defense. Then last fall, Tommy Ebner, Kenny Hatfield, Elvis Bradley, Gerald Cook and Donnie Love turned everything around. They helped UH rank 10th in the nation against the pass and cut the number of passing yards almost in half. Now the bad news--only Love returns.

The Coogs had a junior varsity team deep in cornerbacks, and coupled with the help of senior Albert Windom of Galveston, the secondary should be very stingy again. Some of the players contending for playing time will be Reggie Vonner of Elm Mott, Dinky Edwards of Longview, Kenzie Foley of Quitman, Lawrence Woods of Corrigan, Tony Bryant of Dallas, Tim Adams of Lufkin, Calvin Eason of Houston Furr and Butch LaCroix (La-choir) of Tyler. There are a lot of question marks, but that is what the spring drills are for--to help find the answers.

At this time last year Yeoman was forced to concentrate on his offense since Houston lost both running backs and quarterback Danny Davis. But in stepped Delrick Brown, backed by Terry Elston, along with Terald Clark and John Newhouse. All four were serious on playing well--and they did.

Elston, who came in and personally won four games, will get a chance to see if his magic wand works for an entire contest since he inherits the top QB spot from graduated Brown. Clark, only the second junior in UH history to rush for more than 1,000 yards (1,063), is back as is the chunky Newhouse who came on late with over 600 yards. Yeoman feels it takes something special to start so Elston will get his chance to prove he is indeed something special on a fulltime basis. Many feel if the long-legged stepper from Oxford, Ala., would played fulltime last season he would have been the first All-America veer quarterback.

Elston will be treated like a piece of priceless china until he goes into battle against Arizona State, Sept. 13. He has proved he is pressure packed with his last-minute heroics against Texas A&M and Nebraska--while Florida and Texas Tech also got burned by his instant relief.

"Big Back" David Barrett will push Newhouse for the starting fullback job, while Clark will be looking over his shoulder at Allen Polk who also could start for anyone else.

"I'll tell you what. Whoever is back there better be playing awfully well."

Others who will probably be playing include Eddie Wright, Dalls Wiggins, Dwayne Love, Reginald Curry and Robert Durham.

Behind Elston the Cougars are thin. And thin is the word for spider-legged Brent Chinn. The multi-talented Chinn is listed at 6-0, 175, but that is only after downing three shakes and a chicken fried at Nanny's. He came to Houston as a defensive back, but Yeoman quickly moved him to offense and he responded with solid junior varsity performances against Texas Tech and Texas. He is quick, smart and can throw the football.

(MORE/OVER)

Like the defense, the offensive line will not be as deep but the starting foundation is solid. Center Randy Swisher week after week had the highest blocking grades and is definitely an All-SWC choice. The left side returns both underrated tackle Robert Jones and steady guard Jack Faniel. Neither will be moved even though Houston runs to the right a great deal. Both are postseason honors candidates. The right side is the question mark and the coaches are counting on Brian Wilkinson to collar the guard spot while headknocking over the next few weeks will determine whether Wilkinson, Scott Marshall, Craig McGallion or Darrin Straughan will win out.

Replacing All-America Melvin Jones is another story but the coaches feel Maceo Fifer could be another great one after a season under his belt. Fifer, 6-6, 270, came to Houston from Kerrville where he was an All-America choice his senior year.

Defensive backs will have no fun playing against Houston in the fall since the Cougars have a fleet of sticky-fingered receivers back. Clutch receiver Eric Herring returns as does split end Hubert Miller who will move over to the tight end position he played as a sophomore. Yeoman wants to get both Herring and burner Lonell Phea on the field at the same time so Phea will most likely be moved to split end where he will undoubtedly drive cornerbacks and safetys crazy. If Phea works on his concentration, he will be almost impossible to cover one-on-one.

Wide receiver Lloyd Archie, the prep All-America product from Huntsville will get a hard look, as will Milton Watson of Gregory Portland, Jimmie Wright of Houston Aldine, Carl Rogers from Kenedy and Leon Felder from Fort Worth Dunbar. Punter Mark Ford will challenge for playing time at tight end, as will Robert Love of Jefferson.

Missed probably before practice even begins will be the sandy-haired, sure-footed kicking cornerback from little ol' LaGrange, Kenny Hatfield. And replacing Hatfield may be Yeoman's biggest job since you never know how good a placekicker is until the whistle blows.

Hatfield rewrote the UH record book with his precision boots and played cornerback as solid as you can ask for. When you ask one player to make 31 tackles, intercept four passes, win four games including the Cotton Bowl with his kicking and be a leader at the same time, you have to be hurt with his loss.

Hatfield only wore a size 10 shoe but for a walk-on, sidwinding barefoot kicker by the name of Jeff Shaffer it will be the biggest size possible and he has to fill the boot.

One can see Yeoman now.

"Good job defense, now let's spend some time making the offense kick field goals."

Will all of the talent on offense returning, Yeoman hopes he doesn't have to lean on the youngster from Klein too much.


-30-

---

#### SPRING SCHEDULE

Workouts will be Tuesday, Wednesday, Thursday and Saturday, beginning at 5 p.m. (All workout times are subject to change) Spring practice begins March 18, and will end April 19. No spring game is planned.

---



# UNIVERSITY OF HOUSTON

**ATHLETIC PUBLIC RELATIONS/** University of Houston Central Campus/Houston, TX 77004  
(713) 749-4382

## 1980 FOOTBALL SCHEDULE

DATE	OPPONENT (1979 Record)	SERIES	SITE	TIME
September 13	Arizona State (1-10)+ Last Meeting: 1974 at Tempe, Arizona State 30-9	ASU 3-2	Tempe	7:30 PM
September 20	MIAMI (Fla.) (5-6) Last Meeting: 1976 in Astrodome, UH 21-16	UH 7-4	ASTRODOME	7:30 PM
September 27	NORTH TEXAS STATE (5-6) Last Meeting: 1975 at Irving, North Texas State 28-0	NTS 7-3	ASTRODOME	8:00 PM
October 4	*Baylor (7-4, SWC 5-3) Last Meeting: 1979 in Astrodome, UH 13-10	UH 7-5	Waco	7:30 PM
October 11	*TEXAS A&M (6-5, SWC 4-4) Last Meeting: 1979 at College Station, UH 17-14	UH 8-7-3	ASTRODOME	7:30 PM
October 18	*SMU (5-6, SWC 3-5) Last Meeting: 1979 in Astrodome, UH 37-10	UH 3-2	Irving	7:30 PM
October 25	*ARKANSAS (10-1, SWC 7-1) Last Meeting: 1979 at Fayetteville, UH 13-10	Tied 3-3	ASTRODOME	7:30 PM
November 1	*TCU (2-8-1, SWC 1-6-1) Last Meeting: 1979 at Fort Worth, UH 21-10	UH 4-0	ASTRODOME	7:30 PM
November 8	*Texas (9-2, SWC 6-2) Last Meeting: 1979 in Astrodome, Texas 21-13	Texas 3-2-1	Austin	1:00 PM
November 22	*Texas Tech (3-6, SWC 2-5-1) Last Meeting: 1979 in Astrodome, UH 14-10	UH 8-4	Lubbock	2:00 PM
November 29	*RICE (1-10, SWC 0-8) Last Meeting: 1979 at Rice Stadium, UH 63-0	UH 7-2	ASTRODOME	7:30 PM

\*SOUTHWEST CONFERENCE GAMES; +Forfeited 5 wins in first nine games because of ineligible players.  
All times local, all times subject to change.



Member of Southwest Conference and  
Texas Association of Intercollegiate Athletics for Women

UNIVERSITY OF CALIFORNIA

LIBRARY

Fox River

Association



QUICK FACTS

5

Location Houston, TX 77004

Enrollment 30,000

Founded 1927 (Began intercollegiate competition 1946)

President Dr. Charles E. Bishop

Chancellor Dr. Barry Munitz

Conference Southwest

Colors Scarlet and White

Nickname Cougars

Stadium Astrodome (50,155)

Athletic Director Dr. Cedric W. Dempsey, (713) 749-2371

FOOTBALL OFFICE PHONE (713) 749-4274, 749-4275, 749-2376, 749-2377

Head Football Coach Bill Yeoman (Army 1949)

Coaching Record 125-65-6 in 18 seasons (all at UH), (.653)

Assistants

Joe Arenas (Nebraska-Omaha, 1951) -- 17th year  
(Wide Receivers, Kick Returners)

Jim Elam (New Mexico Highlands, 1969) -- 3rd year  
(Special Teams, Defensive Backs)

Mike Hudson (East Texas State, 1968) -- 2nd year  
(Defense)

Donald Ivory (Arkansas-Pine Bluff, 1964) -- 2nd year  
(Defense)

Deryl Ray McGallion (Houston, 1974) -- 2nd year  
(Linebackers)

Ronny Peacock (Houston, 1972) -- 7th year  
(Defensive Backs)

Elmer Redd (Prairie View A&M 1950) -- 11th year  
(Offensive Backs)

Don Todd (Hardin-Simmons, 1964) -- 9th year  
(Defensive Line, Coordinator)

Billy Willingham (TCU 1951) -- 15th year  
(Offensive Line)

Larry Zierlein (Fort Hays State, 1970) -- 3rd year  
(Offensive Line/Receivers)

Jay Wyatt (Houston, 1979) -- 2nd year  
(Graduate Assistant)

(MORE/OVER)

quick facts 2-2-2-2

OFFENSE: Veer

DEFENSE: 5-2

1979 SOUTHWEST CONFERENCE STANDINGS

	Conference					Overall				
	W	L	T	PF	PA	W	L	T	PF	PA
*HOUSTON	7	1	0	191	85	10	1	0	278	121
*Arkansas	7	1	0	179	90	10	1	0	275	108
Texas	6	2	0	160	74	9	2	0	214	90
Baylor	5	3	0	159	117	7	4	0	234	169
Texas A&M	4	4	0	182	120	6	5	0	243	147
SMU	3	5	0	155	203	5	6	0	226	236
Texas Tech	2	5	1	103	140	3	6	2	141	182
TCU	1	6	1	70	155	2	8	1	127	226
Rice	0	8	0	76	291	1	10	0	121	418

\*Co-champions

Houston tied with Texas Tech for SWC crown in 1976 with a 7-1 record; Houston won the title outright in 1978 with a 7-1 mark; The Cougars began SWC competition in 1976. They will be the Coogs third trip to the Cotton Bowl in four seasons.

COUGAR RECORDS TIED/BROKEN IN 1979

INDIVIDUAL: Best Passing Completion Percentage Game-- .900 (9-10) Delrick Brown vs TCU, Nov. 3  
Old Mark-- .833 (10-12) Jack Skog vs Detroit, 1963

Most Consecutive Passes Completed-- 9, Delrick Brown (8 vs TCU, 1 vs Texas)  
Old Mark-- 7, Bo Burris vs Kentucky, Nov. 13, 1965; Al Woodall vs Wake Forest,  
Sept. 29, 1967

Least Interceptions Career-- 9, Delrick Brown (3-1977, 0-1978, 6-1979)  
Old Mark-- 10, Billy Roland (1960-62)

Most Field Goals Game (Tied)-- 3, Kenny Hatfield vs SMU, Oct. 20  
Lennard Coplin vs Florida State, 1975  
vs Texas, 1976

Most Field Goals Season-- 11, Kenny Hatfield  
Old Mark-- 9, Lennard Coplin, 1976

Most Field Goals Career (Tied)-- 19, Kenny Hatfield (1976-79)  
Lennard Coplin (1974-76)

Most Consecutive PATs-- 55, Kenny Hatfield (32-1979, 23-1978)  
Old Mark-- 21, Ken Hebert, 1966

Most PATs Career-- 104, Kenny Hatfield (1976-79)  
Old Mark-- 92, Ricky Terrell (1971-73)

Best PAT Percentage Season-- 1.000 (32-32) Kenny Hatfield  
Old Mark-- .952 (20-21) Ricky Terrell, 1971

Best PAT Percentage Career-- .929 (104-112), Kenny Hatfield (1976-1979)  
Old Mark-- .902 (92-102) Ricky Terrell (1971-73)

TEAM: Most Rushing Plays Game-- 86 vs Rice, Dec. 1, Old Mark-- 84 vs Mississippi State '69,  
vs San Diego State 1973

Most Rushing First Downs Game (Tie)-- 29 vs Rice, Dec. 1  
vs Tulsa, 1968

First Downs by Penalty Season (Tie)-- 16, 1979, 1978, 1970

1980 UNIVERSITY OF HOUSTON SPRING FOOTBALL ROSTER  
(Classes as of September 1980)

#Redshirt

NO.	NAME	POS	HT	WT	AGE	CL	EXP	HIGH SCHOOL/JC	HOMETOWN
39	ADAMS, Tim	DB	6-1	180	19	SO	SQD	Lufkin	Lufkin
77	ALEXANDER, Tommy	DT	6-7	236	21	JR	SQD	Diboll	Diboll
18	BARRETT, David	FB	6-2	220	20	JR	1VL	Miller	Corpus Christi
52	BLACK, Mike	NG	6-1	220	23	SR	1VL	Clear Creek	Seabrook
1	#BRADHAM, Steve	LB	6-2	220	22	SR	2VL	Longview	Longview
17	BRYANT, Tony	DB	6-1	185	19	SO	SQD	Greenhill	Dallas
8	CHINN, Brent	QB	6-1	160	19	SO	SQD	Edna	Edna
26	CLARK, Terald	RB	5-9	196	21	SR	2VL	Galena Park	Galena Park
63	COLEMAN, Donald	OT	6-2	245	21	SR	SQD	Diboll	Diboll
48	CURRY, Larry	SS	5-11	190	21	JR	SQD	Teague	Teague
22	CURRY, Reginald	RB	5-11	175	21	JR	SQD	Marshall	Marshall
95	DEMMING, Donnie	LB	6-2	205	22	SR	SQD	Kashmere	Houston
30	#DURHAM, James	DB	6-0	185	19	SO	SQD	Lufkin	Lufkin
43	DURHAM, Robert	RB	6-4	210	19	SO	SQD	Kilgore	Kilgore
38	EASON, Calvin	DB	5-11	175	20	SO	SQD	Furr	Houston
24	EDWARDS, Dinky	RC	5-9	184	22	JR	SQD	Longview	Longview
7	ELSTON, Terry	QB	6-3	210	22	SR	1VL	Munford (Ala.)	Oxford, Ala.
67	ESSA, Dan	NG	6-0	230	22	JR	SQD	Aldine	Houston
65	FANIEL, Jack	OLG	6-2	260	22	SR	2VL	Lamar Consolidated	Rosenberg
84	FELDER, Leon	FLK	6-3	185	21	JR	SQD	Dunbar	Fort Worth
78	#FIFER, Maceo	ORT	6-6	270	21	SO	SQD	Tivy	Kerrville
91	FORD, Mark	P/TE	6-4	215	20	JR	SQD	Mena (Ark.)	Mena, Ark.
60	GRIMES, Bobby	OG	6-4	245	21	JR	SQD	Cleburne	Cleburne
44	#HARMON, Greg	DB	6-2	190	20	SO	SQD	El Campo	El Campo
51	HARRIS, Weedy	LB	6-2	210	19	SO	SQD	Richfield	Waco
21	HERRING, Eric	FLK	6-2	200	21	SR	3VL	Yates	Houston
55	HUMPHREYS, David	LB	5-11	205	21	JR	SQD	El Campo	El Campo
66	JONES, Robert	OLT	6-3	255	22	SR	2VL	Tyler	Tyler
54	KEYS, Joe	LB	6-2	215	22	SR	2VL	Galena/Navarro	Galena Park
62	KIDD, Billy	C	6-3	240	20	JR	SQD	Keller	Keller
5	LaCROIX, Butch	DB	6-2	188	19	SO	SQD	John Tyler	Tyler
89	LOCKHART, Eugene	LB	6-3	210	19	SO	SQD	Crockett	Crockett
72	LOSACK, Duane	DL	6-4	230	19	SO	SQD	East Bernard	Rosenberg
35	LOVE, Donnie	LC	6-2	185	23	JR	2VL	Garland	Garland
42	LOVE, Dwayne	RB	6-1	196	19	SO	SQD	Garland	Garland
80	LOVE, Robert	TE	6-0	200	20	JR	SQD	Jefferson	Jefferson
41	McDONALD, Kelly	DE	6-1	212	21	JR	SQD	St. Thomas	Houston
64	McGALLION, Craig	OL	5-11	240	20	SO	SQD	Silsbee	Silsbee

(MORE/OVER)

## spring roster 2-2-2-2

NO.	NAME	POS	HT	WT	AGE	CL	EXP	HIGH SCHOOL/JC	HOMETOWN
76	MARSHALL, John	DE	6-3	220	19	SO	SQD	Sterling	Houston
73	MARSHALL, Scott	OL	6-2	225	18	SO	SQD	Lewisville	Lewisville
61	MILLEN, Royal	OL	6-4	230	19	SO	SQD	Pharr-San Juan	San Juan
82	MILLER, Hubert	TE	6-3	200	21	SR	2VL	Poly-Tech	Fort Worth
70	MITCHELL, Leonard	DT	6-7	270	22	SR	3VL	Washington	Houston
99	MONROE, Terry	DL	6-4	250	21	JR	SQD	Pleasanton	Pleasanton
28	NEWHOUSE, John	FB	5-11	205	22	SR	2VL	Carter	Dallas
53	PETTIETTE, Joe	LB	6-1	230	21	JR	SQD	Bellville	Bellville
15	PHEA, Lonell	FLK	5-10	175	21	JR	1VL	Bonham	Bonham
32	POLK, Allen	RB	6-0	200	21	JR	1VL	Huntsville	Huntsville
71	RANSON, W.C.	OT	6-4	235	20	JR	SQD	Teague	Teague
20	ROGERS, Carl	SE	6-0	185	22	JR	SQD	Kenedy	Kenedy
97	ROLAND, David	OL	6-2	225	19	SO	SQD	King	Corpus Christi
88	#RUBEN, Alvin	DE	6-4	230	21	JR	1VL	Lee	Baytown
4	SLOAN, Pink	WR	6-1	180	19	SO	SQD	Palestine	Palestine
74	STRAUGHAN, Darrin	OL	6-2	225	19	SO	SQD	Spring Woods	Houston
56	SWISHER, Randy	C	6-1	234	21	SR	1VL	Longview	Longview
90	TAYLOR, Hosea	DT	6-5	265	21	SR	3VL	Longview	Longview
79	TAYLOR, Jim	C	6-1	220	21	SR	SQD	Dobie	Houston
98	TERMIN, Billy	DE	6-3	225	19	SO	SQD	Rockwall	Rockwall
58	THOMPSON, Micky	PK	6-0	181	21	SR	SQD	Dobie	Houston
49	TRUSS, Leo	DE	6-1	210	21	JR	SQD	Talladega (Ala.)	Lincoln, Ala.
40	TURNER, Grady	LB	6-1	210	21	JR	1VL	John Tyler	Tyler
6	VONNER, Reggie	DB	6-0	175	19	SO	SQD	West	Waco
87	WATSON, Milton	SE	6-0	185	21	JR	SQD	Gregory-Portland	Portland
36	WESLEY, Ernie	FB	6-1	190	20	JR	SQD	Marshall	Marshall
45	WIGGINS, Dallas	RB	5-11	185	20	JR	SQD	Queen City	Queen City
57	WILKINSON, Brian	OG	6-4	245	21	JR	SQD	Yoe	Cameron
2	WINDOM, Albert	SS	6-0	196	22	SR	SQD	Ball	Galveston
46	WOODS, Lawrence	FS	6-0	184	20	JR	SQD	Corrigan-Camden	Corrigan
33	WRIGHT, Eddie	RB	6-1	195	21	JR	SQD	Sherman	Sherman
86	WRIGHT, Jimmie	SE	6-1	180	21	SR	SQD	MacArthur	Aldine

7

SQUAD BREAKDOWN

LETTERMEN RETURNING (17)

Offense (11)

David Barrett, RB  
Terald Clark, RB\*  
Terry Elston, QB  
Jack Faniel, LG\*  
Eric Herring, FLK\*  
Robert Jones, LT\*  
Hubert Miller, SE\*  
John Newhouse, FB\*  
Lonell Phea, FLK  
Allen Polk, RB  
Randy Swisher, C\*

\*STARTER

SQUADMEN RETURNING (48)

Offense (26)

Brent Chinn, QB  
Donald Coleman, T  
Reginald Curry, RB  
Robert Durham, RB  
Leon Felder, FLK  
Mark Ford, P/TE  
Bobby Grimes, G  
Billy Kidd, C  
Dwayne Love, RB  
Robert Love, TE  
Craig McGallion, L  
Scott Marshall, L  
Royal Millen, L  
W.C. Ranson, T  
Carl Rogers, SE  
David Roland, L  
Pink Sloan, WR  
Darrin Straughan, L  
Jim Taylor, C  
Micky Thompson, PK  
Milton Watson, SE  
Ernie Wesley, FB  
Dallas Wiggins, RB  
Brian Wilkinson, G  
Eddie Wright, RB  
Jimmie Wright, SE

Defense (6)

Mike Black, NG  
Joe Keys, LB  
Donnie Love, CB\*  
Leonard Mitchell, T\*  
Hosea Taylor, T\*  
Grady Turner, LB\*

Defense (22)

Tim Adams, B  
Tommy Alexander, T  
Tony Bryant, B  
Larry Curry, SS  
Donnie Demming, LB  
Calvin Eason, B  
Dinky Edwards, CB  
Dan Essa, NG  
Weedy Harris, LB  
David Humphreys, LB  
Butch LaCroix, B  
Eugene Lockhart, LB  
Duane Losack, L  
Kelly McDonald, E  
John Marshall, E  
Terry Monroe, L  
Joe Pettiette, LB  
Billy Termin, E  
Leo Truss, E  
Reggie Vonner, B  
Albert Windom, SS  
Lawrence Woods, FS

LETTERMEN LOST (16)

Offense (4)

Delrick Brown, QB\*  
Dennis Greenawalt, RG\*  
Melvin Jones, RT\*  
Garrett Jurgajtis, TE\*

Defense (12)

Elvis Bradley, FS\*  
Earl Chumchal, CB  
Gerald Cook, CB\*  
Tommy Ebner, SS\*  
Ken Hatfield, CB/PK\*  
David Hodge, LB\*  
Robert Oglesby, NG\*  
Sam Proctor, E\*  
Joe Redmon, E  
Daryl Wilkerson, T  
Theodis Williams, L  
James Wilson, E\*

REDSHIRTS (5)

Steve Bradham, LB (2VL)  
James Durham, DB (SQD)  
Maceo Fifer, OT (SQD)  
Greg Harmon, DB (SQD)  
Alvin Ruben, DE (1VL)

(MORE/OVER)

INCOMING FRESHMEN

NAME	POSITION	HT.	WT.	SCHOOL	HOMETOWN
ARCHIE, Lloyd	WR	6-2	200	Huntsville	Huntsville
BROWN, James V.	DB	-	-	Corpus Moody	Corpus Christi
BURNS, Alvin	OL	6-3	230	Fair Park (La.)	Shreveport, La.
BYNDOM, C.D.	WR	6-1	180	Lufkin	Lufkin
CALLOWAY, DeWayne	DL	6-5	220	Lufkin	Lufkin
DURHAM, Rory	C	6-0	200	Lewisville	Lewisville
FLETCHER, Simon	DL	6-2½	225	Bay City	Bay City
FRANKLIN, John	LB	-	-	Willis	Willis
GREEN, Olen	TE	6-3	220	South Park	Beaumont
GREENAWALT, Daniel	OL	6-3	250	Baytown	Baytown
HALL, Ronald	LB	6-0	205	Dickinson	Dickinson
HOLMES, James	DE	6-4	205	Hawkins	Hawkins
JACKSON, Douglas	TE	6-3	220	Wheatley	Houston
JONES, Earl	DL	6-4	280	Marion	Houston
JORDAN, Donald	RB	6-2	210	Madison	Houston
KOOPMANN, Robert	OL	6-3	230	Hitchcock	Hitchcock
McMILLIAN, Audrey	QB	6-1	175	Carthage	Carthage
MOORE, Alonzo	DL	6-4	220	Boling	East Bernard
OAJES, Clifford	DB	6-0	180	Tahoka	Tahoka
ROBERSON, David	QB	5-11	175	Carter	Dallas
ROGERS, Ray	OL	6-3	235	West Orange-Stark	Orange
SHARP, Jack	OL	6-5	265	Forest Brook	Houston
TEYKL, Bryan	OL	-	-	Needville	Needville
WARD, Darryl	DB	6-0	185	Yates	Houston
WHARTON, Mike	OL	6-3	220	St. Thomas	Houston
WILSON, Lionel	QB	6-2	190	Jones	Houston

8

POSITION BREAKDOWN

OFFENSIVE LINEMEN

3 Lettermen  
1 Redshirt  
0 JC Transfer  
11 Squadmen

Top returnees include the whole left side, center Randy Swisher, guard Jack Faniel and tackle Robert Jones--all starters last season. Swisher played 310 minutes, Faniel 303 and Jones 330. Sophomore redshirt Maceo Fifer is scheduled to move into the spot vacated by graduated All-America right tackle Melvin Jones, with backup Brian Wilkinson ready to step in at the vacated right guard position.

QUARTERBACKS

1 Letterman  
0 Redshirt  
0 JC Transfer  
1 Squadman

Only two athletes with any experience return to this position, but one Terry Elston really helped the Cougars experience one of their better seasons ever. Elston was instrumental in coming off the bench four times and personally leading UH to dramatic comeback wins--three scoring runs and one scoring pass helped deflate Texas A&M, Texas Tech, Florida and Nebraska (Cotton Bowl). Depending on how well the newcomers perform, sophomore Brent Chinn will man the backup role. Chinn hit 14 of 32 passes for 340 yards and four touchdowns in junior varsity action last season.

RUNNING BACKS

4 Lettermen  
0 Redshirt  
0 JC Transfer  
6 Squadmen

Plenty of talent here. Senior running back Terald Clark rushed for 1,063 yards last season, only the second junior in UH history to reach that plateau. Running mate senior fullback John Newhouse, who gained 678 yards last season, is back too. Third leading rusher David "Big Back" Barrett who rambled for 427 yards and six touchdowns, plus Allen Polk (5.5 per carry), Eddie Wright and Dallas Wiggins are other high-quality experienced backs returning. Dwayne Love and Robert Durham, both averaged more than five yards a carry for the Kittens last season, are also anxious to see varsity action. Quarterback Elston gives UH excellent options as he averaged 4.7 yards a carry and had the season's longest run--72 yards vs Texas Tech.

(MORE/OVER)

position breakdown 2-2-2-2

WIDE RECEIVERS/FLANKERS

3 Lettermen  
0 Redshirts  
0 JC Transfers  
5 Squadmen

Cotton Bowl hero Eric Herring, plus speedburner Lonell Phea and steady Hubert Miller should give Elston plenty of excellent targets. Herring caught 11 passes for 142 yards and one touchdown last season--two of his catches paved the way to wins. A leaping one-handed grab of a 37-yard pass from Elston set up the winning TD drive against Texas A&M in the last minute. Herring's TD catch with 12 seconds and no timeouts remaining on fourth down was the winner against Nebraska in the Cotton Bowl. Phea caught 12 passes for 261 yards, an average of 21.8 per catch.

TIGHT END

0 Lettermen  
0 Redshirts  
0 JC Transfers  
2 Squadmen

Steady Garrett Jurgajtis will be missed here--he was team's leading receiver last season with 23 receptions for 275 yards. Juniors Mark Ford and Robert Love are the only returnees--Ford punted and barely saw playing time at TE.

KICKERS

0 Lettermen  
0 Redshirts  
0 JC Transfers  
2 Squadmen

Regular punter Mark Ford returns. Ford averaged 40.4 yards a kick, including a career best 65 yards against Florida. Steady Kenny Hatfield will have to be replaced--Hatfield holds nearly all of the UH placekicking records.

DEFENSIVE LINE

2 Lettermen  
0 Redshirts  
0 JC Transfers  
4 Squadmen

Thin in experience, but ohhhh!!! what talent. Massive senior tackles Hosea Taylor (6-5, 260) and Leonard Mitchell (6-7, 270) return to ravage opposing offenses once more. Taylor, a first team NEA All-America last season, was third on the team in tackles with 70 (49 unassisted). Taylor had seven quarterback sacks, and his blocked field goal kept Arkansas from tying the Coogs. Mitchell was in on 65 tackles, 46 unassisted. Mitchell had three pass deflections, two fumble recoveries and three quarterback sacks.

(MORE)

LINEBACKERS

- 2 Lettermen
- 1 Redshirt
- 0 JC Transfers
- 5 Squadmen

Don't feel sorry for the Coogs' losses at this position which include All-America David Hodge. Two-year starter Steve Bradham, felled early by an injury last season and granted an extra-season by the SWC, returns. Junior Grady Turner, who replaced Bradham, is also back. Turner finished second to Hodge in tackles with 95, 73 unassisted. Turner was selected AP and Sports Illustrated National Defensive Player of the Week for his 14 unassisted tackle, one fumble recovery and one pass interception performance against Arkansas. There's also squadman Weedy Harris ready for playing time, plus letterman Joe Keys who turned in some good games.

DEFENSIVE ENDS

- 0 Lettermen
- 1 Redshirt
- 0 JC Transfers
- 4 Squadmen

There may be little experience here, but there is plenty of talent. Redshirt Alvin Ruben, who has already earned one varsity letter, plus squadman Leo Truss look to be the top players at this spot. Squadman Kelly McDonald supplies depth to this spot.

DEFENSIVE BACKS

- 1 Letterman
- 2 Redshirts
- 0 JC Transfers
- 9 Squadmen

Area hardest hit by graduation, but there is ample talent. Starter Donnie Love, the only one returning, accounted for five interceptions last season--including three against Texas A&M. Reggie Vonner, Albert Windom, Lawrence Woods, Butch LaCroix (La-choir) Calvin Eason, Dinky Edwards, Tim Adams and Tony Bryant will all battle for playing time.

1979 INDIVIDUAL HOUSTON HONORS

ALL-AMERICA

David Hodge (LB): 1st team Kodak (American Football Coaches Association)  
2nd team Associated Press and Football News  
Honorable mention The Sporting News

Melvin Jones (OT): 1st team Kodak, Walter Camp and Football News  
3rd team Associated Press  
Honorable mention UPI and The Sporting News

Hosea Taylor (DT): 1st team NEA  
Honorable mention UPI and The Sporting News

ALL-SOUTHWEST CONFERENCE

Elvis Bradley (FS): 2nd team AP and UPI

Terald Clark (RB): 2nd team AP and UPI

Dennis Greenawalt (OG): 1st team UPI, 2nd team AP

David Hodge (LB): 1st team AP and UPI

Melvin Jones (OT): 1st team AP and UPI

Garrett Jurgajtis (TE): 2nd team AP and UPI

Donnie Love (LCB): 2nd team UPI

Leonard Mitchell (DT): 1st team AP, 2nd team UPI

Robert Oglesby (NG): 1st team UPI

Hosea Taylor (DT): 1st team AP and UPI

BOWL GAMES

East-West Shrine: Tommy Ebner, Melvin Jones

Hula Bowl: Sam Proctor

Japan Bowl: Kenny Hatfield, Garrett Jurgajtis

Senior Bowl: David Hodge, Melvin Jones

1980 HONORS: Cotton Bowl Defensive Player of Game: David Hodge (second straight year)  
Cotton Bowl Offensive Player of Game: Terry Elston

COUGARS IN THE NATIONAL RANKINGS

10

(1979)

RUSHING OFFENSE: 7th (296.1)  
PASSING OFFENSE: 118th (93.5)  
TOTAL OFFENSE: 21st (389.5)  
SCORING OFFENSE: 28th (25.3)

RUSHING DEFENSE: 34th (154.3)  
PASSING DEFENSE: 10th (99.0)  
TOTAL DEFENSE: 11th (253.3)  
SCORING DEFENSE: 11th (11.0)

INDIVIDUALS-- Rushing: Terald Clark, 21st (96.6)  
John Newhouse, 99th (61.6)

COUGARS IN THE SOUTHWEST CONFERENCE RANKINGS

RUSHING OFFENSE: 1st  
TOTAL OFFENSE: 1st  
SCORING OFFENSE: 1st

RUSHING DEFENSE: 2nd  
TOTAL DEFENSE: 2nd  
SCORING DEFENSE: 3rd

INDIVIDUALS-- Terald Clark, 2nd rushing and tandem offense  
John Newhouse, 7th rushing  
Delrick Brown, 3rd in passing efficiency and 8th in total offense  
Kenny Hatfield, 6th in scoring  
Garrett Jurgajtis, 8th in receiving

COUGAR NOTES

THE CHAMPS

Houston finished 1979 as Southwest Conference co-champion with Arkansas, and it marked the 10th time a team has repeated as SWC champion...The Cougars, who beat Nebraska in the 1980 Cotton Bowl 17-14, have been the SWC representative three out of the last four seasons in the Cotton Bowl.

TERALD CLARK

Terald Clark of Galena Park became only the second junior in Houston history to gain 1,000 yards in a season in 1979...Clark, who gained 1,063 yards, is the 11th Cougar to reach the 1,000-yard plateau and it is the 12th time it has been reached...Paul Gipson is the only UH player to rush for 1,000 yards in back-to-back seasons--he had 1,100 his junior season...Clark has 1,295 career rushing yards going into this season--he is 20th on the all-time UH list...Clark gained 844 yards on 154 carries in the last seven games in 1979, losing only eight yards--he had four 100-yard games over the same stretch with a career-high 167 yards against Texas Tech, 135 vs Arkansas, 125 vs Baylor and 103 vs TCU.

(MORE/OVER)

THE LAST MINUTE

Houston won seven of its 11 games in 1979 with a fourth quarter rally--it has been 16 times UH Head Coach Bill Yeoman has seen his teams come from behind in the last quarter in 18 seasons--here is a quick breakdown with the time the winning points were scored:

<u>YEAR</u>	<u>SCORE</u>	<u>TIME LEFT WHEN POINTS SCORED</u>	<u>YEAR</u>	<u>SCORE</u>	<u>TIME LEFT WHEN POINTS SCORED</u>
1962	UH 7 Florida State 0	4:36	1978	UH 20 Baylor 18	3:18
	UH 6 Texas A&M 3	2:38	1979	UH 24 UCLA 16	10:42
1967	UH 15 Georgia 14	4:29		UH 14 Florida 10	13:26
1969	UH 38 Miami (Fla.) 36	0:11		UH 13 Baylor 10	10:07
1970	UH 19 Oregon State 16	1:17		UH 17 Texas A&M 14	0:15
1974	UH 13 Memphis State 10	10:32		UH 13 Arkansas 10	1:12
1977	UH 28 Baylor 24	0:39		UH 14 Texas Tech 10	11:21
	UH 17 UCLA 13	11:03		*UH 17 Nebraska 14	0:12
				*Cotton Bowl	

TERRY ELSTON AND THE LAST MINUTE

Senior quarterback Terry Elston of Oxford, Ala., played a big part in four of the Cougars' 1979 comebacks...He scored the winning touchdown on a 72-yard run against Texas Tech, six-yard run against Florida, five-yard run against Texas A&M, and the biggie--he passed six yards with no timeouts remaining to flanker Eric Herring for the winning touchdown in the Cotton Bowl.

IMPRESSIVE NUMBERS

UH gained 4,285 yards in total offense last season, which marked the fourth straight season, and the 13th time in the last 14 seasons, it has topped the 4,000-yard mark... The Coogs rushed for 3,257 yards, the seventh time in the last 12 seasons the Cougars have passed the 3,000-yard mark...Houston picked up 236 first downs in 1979, the 11th time in the last 12 seasons it has had at least 200 first downs...UH limited opponents to 2,786 yards in total offense in 1979, the first time since 1974 opponents were held to less than 3,000 yards...Houston ran off 808 plays, the 10th time in the last 12 seasons it has run at least 800 plays.

COUGARS AND NATIONAL TV

Houston is 8-4-1 in national television appearances since 1965, including the 1980 Cotton Bowl win over Nebraska...UH was on national TV three times last season, beating Arkansas, Texas Tech and Nebraska.

FINAL 1979 UNIVERSITY OF HOUSTON FOOTBALL STATISTICS

OVERALL: 11-1 HOME: 5-1 ROAD: 6-0 SOUTHWEST CONFERENCE CO-CHAMPIONS  
SWC: 7-1 3-1 4-0 WITH ARKANSAS.

Table of game statistics including dates, opponents (e.g., UCLA, Florida, W. Texas State), scores, and highlights (e.g., David Hodge 15 UT, 1 pass interception).

\*SOUTHWEST CONFERENCE GAMES

TEAM STATISTICS

SCORING

Summary table for scoring: HOUSTON.....61 77 38 102 -- 278 (25.3) Opponents.....29 51 17 24 -- 121 (11.0)

Comparison table between OPP and UH for various statistics: FIRST DOWNS, PENALTIES/YARDS, FUMBLES/LOST, THIRD DOWN CONVERSION, TIME OF POSSESSION/AVG.

(MORE/OVER)

INDIVIDUAL STATISTICS

TOTAL OFFENSE (Top four only)

Name	G	PLAYS	RUSH	PASS	TOTAL	PPG	APG	BEST GAME
Delrick Brown	11	227	377	737	1114	4.9	101.3	170 vs UCLA
Terald Clark	11	193	1063	0	1063	5.5	96.6	167 vs Texas Tech
John Newhouse	11	126	678	0	678	5.4	61.6	122 vs Rice
Terry Elston	10	99	294	281	575	5.8	57.5	153 vs Texas Tech
TOTALS	11	808	3257	1028	4285	5.3	389.5	602 vs Rice
Opponents	11	689	1697	1089	2786	4.0	253.2	410 UCLA

PASSING

Name	G	PA	PC	PCT	HI	YDS	AVG YDS PER ATT	TD	LG	CPG	NCAA%	BEST GAME
Delrick Brown	11	117	59	.504	6	737	6.3	6	62	5.4	110.02	9-10, 112 1TD TCU
Terry Elston	10	37	17	.460	2	281	7.6	0	49	1.7	98.97	5-5, 71 vs SMU
Mark Jermstad	11	1	1	1.000	0	10	10.0	0	10	0.1	184.00	1-1, 10 vs Rice
TOTALS	11	155	77	.497	8	1028	6.7	6	62	7.0	--	9-16, 155, 1TD SMU
Opponents	11	180	84	.467	19	1089	6.1	3	78td	7.6	--	12-30, 205 1TD UCLA

RUSHING

Name	G	ATT	GAIN	LOSS	NET	AVG	LG	TD	APG	BEST GAME
Terald Clark	11	193	1083	20	1063	5.5	46td	7	96.6	167-30 ATT, 1 TD vs Texas Tech
John Newhouse	11	126	695	17	678	5.4	64td	4	61.6	122-13 ATT, 3 TD vs Rice
David Barrett	11	79	432	5	427	5.4	48td	6	38.8	90 vs West Texas State
Delrick Brown	11	110	488	111	377	3.4	67	2	34.3	98 vs UCLA
Terry Elston	10	62	361	67	294	4.7	72td	4	29.4	102 vs Texas Tech
Allen Polk	10	32	176	0	176	5.5	20	2	17.6	57, 2 TD vs Rice
Mark Jermstad	11	16	108	0	108	6.8	17	2	9.8	89, 1 TD vs Rice
Eddie Wright	6	15	57	1	56	3.7	18td	2	9.3	33 vs West Texas State
Dallas Wiggins	11	20	82	4	78	3.9	14	0	7.1	42 vs Rice
TOTALS	11	653	3482	225	3257	5.0	72td	29	296.1	520 vs Rice
Opponents	11	509	2077	380	1697	3.3	61td	9	154.3	270 Texas Tech

SCORING

Name	TD	TDR	TDP	TDM	XP	XPA	FGM	FGA	TP	BEST GAME
Kenny Hatfield	0	0	0	0	32	32	11*	16	65	13 vs SMU *School record
Terald Clark	9	7	2	0	0	0	0	0	54	12 vs West Texas State TCU
David Barrett	6	6	0	0	0	0	0	0	36	18 vs West Texas State
John Newhouse	5	4	1	0	0	0	0	0	30	18 vs Rice
Terry Elston	4	4	0	0	0	0	0	0	24	6 vs Florida, Texas A&M, SMU Texas Tech
Delrick Brown	2	2	0	0	0	0	0	0	12	6 vs UCLA SMU
Mark Jermstad	2	2	0	0	0	0	0	0	12	6 vs West Texas State, Rice
Allen Polk	2	2	0	0	0	0	0	0	12	12 vs Rice
Eddie Wright	2	2	0	0	0	0	0	0	12	6 vs West Texas State Rice
Leon Felder	1	0	1	0	0	0	0	0	6	6 vs TCU
Eric Herring	1	0	1	0	0	0	0	0	6	6 vs Florida
Hubert Miller	1	0	1	0	0	0	0	0	6	6 vs UCLA
Mickey Thompson	0	0	0	0	3	3	0	0	3	3 vs Rice
TOTALS	35	29	6	0	35	35	11	16	278	63 vs Rice
Opponents	13	9	3	1	13	13	10	17	121	21 Texas

FIELD GOALS: Made--- Hatfield (44 43 39 37-2, 36, 21, 29-2, 19, 18)  
 Missed--- Hatfield (51, 45-2 35, 33)

(MORE)

ALL-PURPOSE RUNNING (Top Three Only)

Name	G	RUSH	REC	KOR	PR	PLAYS	TOTAL	APG	BEST GAME
Terald Clark	11	1063	80	0	0	199	1143	103.9	167 vs Texas Tech
John Newhouse	11	678	98	0	0	137	776	70.6	122 vs Baylor, Rice
Lonell Phea	11	0	261	197	83	35	541	49.2	127 vs Texas

PASS RECEIVING

Name	G	NO.	YDS	TD	LONG	APC	RPG	BEST GAME
Garrett Jurgajtis	11	23	275	0	19	12.0	2.1	5-66 vs Baylor
Eric Herring	9	11	142	1	37	12.9	1.2	3-64 vs Texas A&M
Lonell Phea	11	12	261	0	62	21.8	1.1	3-85 vs Texas
John Newhouse	11	11	98	1	17td	8.9	1.0	2-18, 1 TD vs Baylor
Terald Clark	11	6	80	2	29	13.3	0.6	1-29 vs TCU
Hubert Miller	11	6	75	1	18	12.5	0.6	2-30 vs Florida
Leon Felder	10	2	31	1	24	15.5	0.2	1-24 vs SMU
David Barrett	11	2	15	0	8	7.5	0.2	1-8 vs SMU
Eddie Wright	6	1	8	0	8	8.0	0.2	1-8 vs SMU
Allen Polk	10	1	19	0	19	19.0	0.1	1-19 vs SMU
Elrick Brown	11	1	14	0	14	14.0	0.1	1-14 vs Arkansas
Dallas Wiggins	11	1	10	0	10	10.0	0.1	1-10 vs Rice
TOTALS	11	77	1028	6	62	13.4	7.0	9-155, 1 TD vs SMU
Opponents	11	84	1089	3	78td	13.0	7.6	12-205, 1 TD UCLA

PUNT RETURNS

Name	G	NO.	YDS	AVG	LONG	TD	BEST GAME
Lonell Phea	11	12	83	6.9	13	0	3-30 vs Baylor
TOTALS	11	12	83	6.9	13	0	3-30 vs Baylor
Opponents	11	23	85	3.7	11	0	5-33 vs Texas

KICKOFF RETURNS

Name	G	NO.	YDS	AVG	LONG	TD	BEST GAME
Lonell Phea	11	11	197	17.9	38	0	3-63 vs UCLA
Dallas Wiggins	11	8	145	18.1	35	0	2-51 vs Baylor
Eddie Wright	6	1	26	26.0	26	0	1-26 vs West Texas State
David Barrett	11	1	12	12.0	12	0	1-12 vs TCU
Allen Polk	10	1	0	0.0	0	0	1-0 vs TCU
TOTALS	11	22	380	17.3	38	0	3-63 vs UCLA
Opponents	11	52	900	17.3	54	0	10-194 Rice

PUNTING

Name	G	NO.	YDS	AVG	LONG	BEST GAME	BLKD.
Mark Ford	11	48	1937	40.4	65	3-52.7, 65 LG vs Florida	0
Team	11	2	0	0.0	0		2 (Texas)
TOTALS	11	50	1937	38.7	65	3-52.7, 65 LG vs Florida	2
Opponents	11	70	2698	38.5	60	5-46.0 TCU	0

INTERCEPTIONS

Name	G	NO.	YDS	AVG	LONG	TD	BEST GAME
Donnie Love	9	5	14	2.8	9	0	3-9 vs Texas A&M
Kenny Hatfield	11	4	11	2.8	11	0	2-0 vs Texas Tech
David Hodge	11	2	10	5.0	10	0	1-10 vs Baylor
Gerald Cook	11	2	1	0.5	1	0	1-1 vs UCLA
Tommy Ebner	11	2	0	0.0	0	0	1-0 vs SMU, Rice
Joe Keys	11	1	14	14.0	14	0	1-14 vs Rice
Grady Turner	11	1	5	5.0	5	0	1-5 vs Arkansas
Elvis Bradley	11	1	0	0.0	0	0	1-0 vs Baylor
James Wilson	9	1	0	0.0	0	0	1-0 vs SMU
TOTALS	11	19	55	2.9	14	0	3-12 vs UCLA
Opponents	11	10*	61*	6.1*	25*	1*	3-14 Texas

\*Baylor returned a fumble 9 yards; SMU returned a fumble 25 yards for a TD.

(MORE/OVER)

DEFENSIVE STATISTICS

NAME	UT	AT	TOT	TFL	QS	FR	PI	PD	BEST GAME
David Hodge, LB	87	38	125	7	1	2	2	0	15-UT, 4-AT, 1-PI vs Baylor
Grady Turner, LB	73	22	95	1	1	2	1	1	14-UT, 3-AT, 1-FR, 1-PI vs Arkansas
Hosea Taylor, DT	49	21	70	12	7	0	0	1	5-UT, 2-AT, 1-BLK FG vs Arkansas
Sam Proctor, DE	47	20	67	19	12	2	0	2	8-UT, 1-AT, 5-TFL vs Texas A&M
Leonard Mitchell, DT	46	19	65	6	3	2	0	3	5-UT, 4-AT, 1-PD vs UCLA
Robert Oglesby, NG	42	23	65	5	2	0	0	1	7-UT, 3-AT, 1-TFL vs Texas
Elvis Bradley, DB	45	12	57	1	1	0	1	4	8-UT, 3-PD vs UCLA
Tommy Ebner, DB	32	11	43	3	2	0	2	3	7-UT, 1-AT vs Florida
Joe Keys, LB	28	12	40	2	1	2	1	0	6-UT, 5-AT vs Arkansas
James Wilson, DE	22	13	35	4	2	0	1	1	5-UT, 1-AT vs TCU
Kenny Hatfield, DB	19	12	31	0	0	0	4	2	2-PI, 1-UT, 1-AT vs Texas Tech
Donnie Love, DB	23	7	30	2	0	0	5	1	1-AT, 3-PI vs Texas A&M
Gerald Cook, DB	15	7	22	1	0	0	2	3	6-UT, 2-AT, 1-PI, 1-PD vs Texas Tech
Daryl Wilkerson, DT	14	8	22	1	1	0	0	2	4-UT, 1-AT, 1-PD vs Arkansas
Theodis Williams, NG	13	9	22	0	0	0	0	0	3-UT, 3-AT vs Florida
Joe Redmon, DE	14	5	19	3	2	0	0	2	5-UT, 2-AT, 2-PD vs Texas Tech
Earl Chumchal, DB	6	1	7	0	0	1	0	0	2-UT, 1-AT vs UCLA
Terry Monroe, DT	2	2	4	0	0	0	0	0	1-UT, 1-AT vs Rice
Dinky Edwards, DB	4	0	4	0	0	2	0	1	3-UT vs Rice
Leo Truss, DE	2	2	4	0	0	0	0	0	1-UT, 2-AT vs Rice
Larry Curry, DB	3	0	3	0	0	0	0	0	3-UT vs UCLA
Weedy Harris, LB	3	0	3	0	0	0	0	0	3-UT vs TCU
Kelly McDonald, DE	2	1	3	0	0	0	0	0	3-UT, 1-AT vs Rice
David Humphreys, LB	2	0	2	0	0	0	0	0	1-UT vs West Texas State, Arkansas
Billy Kidd, L	2	0	2	0	0	0	0	0	2-UT vs UCLA
Bobby Harrison, L	1	1	2	1	0	0	0	0	1-UT, 1-TFL, 1-AT vs Rice
Albert Windom, DB	1	1	2	0	0	0	0	0	1-UT, 1-AT vs UCLA
Bobby Grimes, L	1	0	1	0	0	0	0	0	1-UT vs UCLA
Mark Hoffmann, DB	1	0	1	0	0	1	0	0	1-UT, 1-FR vs West Texas State
Reggie Vonner, DB	1	0	1	0	0	0	0	0	1-UT vs Rice
Lawrence Woods, DB	0	0	0	0	0	1	0	0	1-FR vs SMU

TFL YARDS-- Sam Proctor (19-113), Hosea Taylor (12-65), Leonard Mitchell (7-31), David Hodge (7-22), James Wilson (4-21), Robert Oglesby (5-18), Tommy Ebner (3-26), Joe Redmon (3-13), Elvis Bradley (2-13), Joe Keys (2-4), Donnie Love (2-4), Grady Turner (1-5), Gerald Cook (1-3), Bobby Harrison (1-2), Daryl Wilkerson (1-1).

Caused Fumbles-- Sam Proctor 4, David Hodge 3, Leonard Mitchell 3, Donnie Love 2, Hosea Taylor 2, Daryl Wilkerson 1.

Forced Bad Pass-- Hosea Taylor 4, Sam Proctor 4, James Wilson 2, Leonard Mitchell 2, Daryl Wilkerson 2, Joe Redmon 1, Terry Monroe 1.

Blocked Field Goal-- Hosea Taylor.

DEFENSIVE KEY: UT-- unassisted tackles; AT-- assists; TFL-- tackles for loss; QS-- quarterback sacks; FR-- fumble recoveries; PI-- pass interception; PD-- pass deflection.

statistics 5-5-5-5

HOUSTON INDIVIDUAL GAME HIGHS

Most Offensive Plays	34, Delrick Brown vs Arkansas
Most Total Net Yards	170, Delrick Brown vs UCLA
Most Rushing Attempts	30, Terald Clark vs Texas Tech
Most Net Yards Rushing	167, Terald Clark vs Texas Tech
Longest TD Run	72, Terry Elston vs Texas Tech
Longest Non-TD Run	67, Delrick Brown vs UCLA
Most TDs Rushing	3, David Barrett vs West Texas State, John Newhouse vs Rice
Most Passes Attempted	19, Delrick Brown vs Texas
Most Passes Completed	9, Delrick Brown vs Baylor, TCU
Most TD Passes	1, Delrick Brown (6 times)
Longest TD Pass	17, John Newhouse from Delrick Brown vs Baylor
Longest Non-TD Pass	62, Lonell Phea from Delrick Brown vs SMU
Most Receptions	5, Garrett Jurgajtis vs Baylor, Texas
Most Reception Yards	85, Lonell Phea vs Texas (3 receptions)
Most Touchdowns	3, David Barrett vs West Texas State, John Newhouse vs Rice
Most PATs	7, Kenny Hatfield vs West Texas State
Most FG	3, Kenny Hatfield vs SMU* *TIES SCHOOL RECORD
Most Points	18, David Barrett vs West Texas State, John Newhouse vs Rice
Most Tackles	15, David Hodge vs Baylor
Most Total Tackles	19, David Hodge vs Baylor
Longest Interception Return	14, Joe Keys vs Rice
Longest Punt Return	13, Lonell Phea vs Baylor
Longest Kickoff Return	38, Lonell Phea vs Florida
Most Interceptions	3, Donnie Love vs Texas A&M

OPPONENTS' INDIVIDUAL GAME HIGHS

Most Offensive Plays	39, Kevin Scanlon (Arkansas)
Most Total Net Yards	220, Rick Bashore (UCLA)
Most Rushing Attempts	26, Freeman McNeil (UCLA)
Most Net Yards Rushing	199, James Hadnot (Texas Tech)
Longest TD Run	61, James Hadnot (Texas Tech)
Longest Non-TD Run	46, Gary Anderson (Arkansas)
Most TDs Rushing	2, Donnie Little (Texas)
Most Passes Attempted	30, Rick Bashore (UCLA)
Most Passes Completed	12, Rick Bashore (UCLA), Kevin Scanlon (Arkansas)
Most TD Passes	1, Rick Bashore (UCLA), Mickey Elam (Baylor), Kevin Haney (TCU)
Longest TD Pass	78, Walter Abercrombie from Mickey Elam (Baylor)
Longest Non-TD Pass	40, Willie Curran from Rick Bashore (UCLA)
Most Receptions	5, Gerald Carter (Texas A&M)
Most Reception Yards	78, Walter Abercrombie (Baylor)
Most Touchdowns	2, Donnie Little (Texas)
Most PATs	3, John Goodson (Texas)
Most FG	3, Peter Boormeester (UCLA)
Most Tackles	15, Doug Carr (Texas A&M)
Most Interceptions	2, Derrick Hatchett (Texas)

HOUSTON BIG PLAYS (25 yards or more) \*TD

UCLA: Delrick Brown 67 run  
 FLORIDA: Terry Elston 25 run, Lonell Phea 38 kickoff return  
 WEST TEXAS STATE: David Barrett 48 run\*, John Newhouse 26 run, Delrick Brown 26 run,  
 Eric Herring 26 pass from Delrick Brown, Eddie Wright 26 kickoff return  
 BAYLOR: John Newhouse 32 run, Dallas Wiggins 35 kickoff return  
 TEXAS A&M: Eric Herring 37 pass from Terry Elston  
 SMU: Lonell Phea 62 pass from Delrick Brown  
 ARKANSAS: None  
 TCU: Terald Clark 29 pass from Delrick Brown, Terry Elston 25 run  
 TEXAS: Lonell Phea 51 pass from Delrick Brown, Terald Clark 46 run\*, Lonell Phea 32 kickoff return  
 TEXAS TECH: Terry Elston 72 run\*  
 RICE: John Newhouse 64 run\*, Lonell Phea 49 pass from Terry Elston

statistics 6-6-6-6

<u>HOUSTON GAME HIS-LOs</u>	<u>HI</u>	<u>LOW</u>
First Downs	35 vs Rice	15 vs Texas
Rushing Attempts	86 vs Rice*	42 vs Texas
Net Yards Rushing	520 vs Rice	152 vs Texas
Passing Attempts	22 vs Texas	6 vs Rice
Pass Completions	9 vs Baylor SMU, TCU	4 vs Rice
Net Yards Passing	155 vs SMU	59 vs Texas Tech
Passes Had Intercepted	3 vs Texas	0 vs Baylor, Texas A&M, SMU Arkansas, TCU, Rice
Offensive Plays	92 vs Rice	58 vs Baylor
Total Offensive Yards	602 vs Rice	282 vs Texas
Interceptions	3 vs UCLA, Texas A&M Texas Tech	0 vs Florida, TCU
Yards Returned on Interceptions	14 vs Rice	0 vs Florida, TCU, SMU, West Texas State
Fumbles Lost	3 vs West Texas State	0 vs TCU
Penalties	7 vs West Texas State	3 vs Texas
Penalty Yards	76 vs West Texas State	15 vs Texas
Punts	7 vs Texas A&M, Baylor, Texas	1 vs West Texas State
Punting Average	52.7 vs Florida	24.0 vs Rice
Touchdowns	9 vs Rice	1 vs Baylor, Arkansas, Texas
Field Goals	3 vs SMU#	0 vs Florida, TCU, Rice, Texas Tech, West Texas State

\*School record; #Ties school record

<u>OPPONENTS' GAME HIS-LOs</u>	<u>HI</u>	<u>LOW W</u>
First Downs	22 UCLA	5 Baylor
Rushing Attempts	59 Texas	35 Rice
Net Yards Rushing	270 Texas Tech	52 Rice
Passing Attempts	30 UCLA	12 SMU
Pass Completions	12 UCLA, Arkansas	3 Baylor
Net Yards Passing	205 UCLA	33 Texas Tech
Passes Had Intercepted	3 UCLA, Texas A&M, Texas Tech	0 Florida, TCU
Offensive Plays	80 UCLA	51 Rice
Total Offensive Yards	410 UCLA	98 Rice
Fumbles Lost	5 SMU	0 UCLA, Florida Baylor, Texas Tech
Penalties	11 Florida	2 Arkansas Texas Tech
Penalty Yards	90 UCLA	15 Texas A&M, Arkansas
Punts	9 Baylor	4 UCLA
Punting Average	46.0 TCU	30.6 Florida
Field Goals	3 UCLA	0 Texas A&M, Texas, Rice
Touchdowns	3 Texas	0 Rice

WEEKLY AWARDS:

Offense

ABC Player of the Game-- Terald Clark vs Arkansas Texas Tech  
AP SWC Player of the Week - Kenny Hatfield vs Arkansas

Defense

AP SWC Player of the Week-- David Hodge vs Florida, Baylor  
AP National Player of the Week-- David Hodge vs Baylor  
Grady Turner vs Arkansas  
Sports Illustrated Player of the Week-- Grady Turner vs Arkansas\*

MAD DOG AWARD: (Selected by defensive coaches for top UH performance)

UCLA-- Hodge, Bradley	Arkansas-- Turner
Florida-- Hodge, Bradham, Oglesby	TCU-- Proctor, Oglesby
West Texas State-- Proctor	Texas-- Taylor, Oglesby
Baylor-- Hodge, Taylor, Proctor	Texas Tech-- Hatfield, Redmon, Cook
Texas A&M-- Proctor, Love	Rice-- Keys, Hodge, Turner, Taylor, Proctor, Ebner
SMU-- Taylor, Mitchcell	

CAREER TOTALS

HEAD COACH BILL YEOMAN:

Won-- 125    Lost-- 65    Tied-- 6    (.653)    18 Seasons

Year-by-Year	Won	Lost	Tied	Bowl	Home W-L	Road W-L			
1962	7	4	0	Tangerine	4-1	3-3			
1963	2	8	0		2-2	0-6			
1964	2	6	1		2-3-1	0-3			
1965	4	5	1		4-2	0-3-1			
1966	8	2	0		6-1	2-1			
1967	7	3	0		5-1	2-2			
1968	6	2	2		4-1	2-1-2			
1969	9	2	0	Bluebonnet	6-0	3-2			
1970	8	3	0		5-1	3-2			
1971	9	3	0	Bluebonnet	6-1	3-2			
1972	6	4	1		4-1	2-3-1			
1973	11	1	0	Bluebonnet	7-0	4-1			
1974	8	3	1	Bluebonnet	3-1-1	5-2			
1975	2	8	0		2-4	0-4	SWC	H	R
1976	10	2	0	Cotton	5-1	5-1	7-1	3-1	4-0
1977	6	5	0		3-2	3-3	4-4	2-2	2-2
1978	9	3	0	Cotton	5-0	4-3	7-1	4-0	3-1
1979	11	1	0	Cotton	5-1	6-0	7-1	3-1	4-0
					78-23-2	47-42-4	25-7	12-4	13-3

(CLASS AS OF SEPTEMBER 1980 INDICATED)

OFFENSE

DAVID BARRETT-- Junior, Running Back

YEAR	G	ATT	GAIN	LOSS	NET	AVG	TD	APG	ADDITIONAL 1979 STATS
1978	3	7	74	2	72	10.3	2	24.0	2 pass receptions, 15 yards
1979	11	79	432	5	427	5.4	6	38.8	1 kickoff return, 12 yards
TOTALS	14	86	506	7	499	5.8	8	35.6	

DELRICK BROWN-- GRADUATED (Quarterback)

YEAR	G	PA	PC	PCT	HI	YDS	TD	CPG	Rushing						
									ATT	GAIN	LOSS	NET	AVG	TD	APG
1977	10	136	69	.507	3	977	13	6.9	105	391	166	225	2.1	4	22.5
1978	9	22	12	.545	0	207	3	1.3	36	204	7	197	5.5	3	21.9
1979	11	117	59	.504	6	737	6	5.4	110	488	111	377	3.4	2	34.3
TOTALS	30	275	140	.509	9	1921	22	4.7	251	1083	284	799	3.2	9	26.6

Total Offense

YEAR	G	PLAYS	RUSH	PASS	TOTAL	PER PLAY AVG	APG	TD RESPONSIBLE FOR
1977	10	241	225	977	1202	5.0	120.2	17
1978	9	58	197	207	404	7.0	44.9	6
1979	11	227	377	737	1114	4.9	101.3	8
TOTALS	30	526	799	1921	2720	5.2	90.7	31

(MORE/OVER)

career statistics 2-2-2-2

TERALD CLARK-- Senior, Running Back

YEAR	G	ATT	GAIN	LOSS	NET	AVG	TD	APG	Receiving			
									NO.	YDS	TD	APC
1978	9	44	229	7	222	5.1	1	24.7	1	9	1	9.0
1979	11	193	1083	20	1063	5.5	7	96.6	6	80	2	13.3
TOTALS	20	237	1312	27	1285	5.4	8	64.3	7	89	3	12.7

TERRY ELSTON-- Senior, Quarterback

YEAR	G	PA	PC	PCT	HI	YDS	TD	CPG	Rushing						
									ATT	GAIN	LOSS	NET	AVG	TD	APG
1978	4	11	4	.363	0	32	1	1.0	6	27	0	27	4.5	0	6.8
1979	10	37	17	.460	2	281	0	1.7	62	361	67	294	4.7	4	29.4
TOTALS	14	48	21	.437	2	313	1	1.5	68	388	67	321	4.7	4	22.9

Total Offense

YEAR	G	PLAYS	RUSH	PASS	TOTAL	PER PLAY	AVG	APG	TD	RESPONSIBLE FOR
1978	4	17	27	32	59	3.5	14.8		1	
1979	10	99	294	281	575	5.8	57.5		4	
TOTALS	14	116	321	313	634	5.5	45.3		5	

Returned 8 kickoffs for 169 yards and 1 punt for seven yards in 1978.

KENNY HATFIELD-- GRADUATED (Placekicker)

YEAR	XPM	XPA	FGM	FGA	TP
1977	32	36	6	13	50
1978	40	44	2	4	46
1979	32	32	11	19	65
TOTALS	104	112	19	36	161

FIELD GOALS (Distance) MADE LIST

34 vs UCLA, 29 vs SMU, 26-43 vs Texas,  
44 vs Texas Tech and 34 vs Rice in 1977

28 vs Memphis State and 33 vs Texas in 1978

43 vs UCLA, 29-32 vs Baylor, 44 vs Texas A&M,  
29, 39, 37 vs SMU, 37-19 vs Arkansas  
and 18-36 vs Texas in 1979

ERIC HERRING-- Senior, Flanker

YEAR	G	REC	YDS	TD	APC
1978	11	24	277	3	11.5
1979	9	11	142	1	12.9
TOTALS	20	35	419	4	12.0

Also returned eight punts for 120 yards and one td, plus five kickoffs for 77 yards in 1978.

(MORE)

career totals 3-3-3-3

GARRETT JURGAJTIS---GRADUATED (Tight End)

YEAR	REC	YDS	TD	APC
1977	4	41	1	10.3
1978	13	179	3	13.8
1979	23	275	0	12.0
<b>TOTALS</b>	<b>40</b>	<b>495</b>	<b>4</b>	<b>12.4</b>

HUBERT MILLER-- Senior, Split End

YEAR	REC	YDS	TD	APC
1978	9	142	1	15.8
1979	6	75	1	12.5
<b>TOTALS</b>	<b>15</b>	<b>217</b>	<b>2</b>	<b>14.5</b>

JOHN NEWHOUSE---Senior, Fullback

YEAR	G	ATT	GAIN	LOSS	NET	AVG	TD	APG	Receiving			
									NO.	YDS	TD	APC
1978	11	34	293	4	289	8.5	5	26.3	2	24	0	12.0
1979	11	126	695	17	678	5.4	4	61.6	11	98	1	8.9
<b>TOTALS</b>	<b>22</b>	<b>160</b>	<b>988</b>	<b>21</b>	<b>967</b>	<b>6.0</b>	<b>9</b>	<b>44.0</b>	<b>13</b>	<b>122</b>	<b>1</b>	<b>9.4</b>

LONELL PHEA-- Junior, Wide Receiver/Kick Return Specialist

YEAR	G	NO.	YDS	TD	APC	Punt Returns				Kickoff Returns			
						NO.	YDS	TD	AVG	NO.	YDS	TD	AVG
1978	9	0	0	0	0.0	9	48	0	5.3	4	71	0	17.8
1979	11	12	261	0	21.8	12	83	0	6.9	11	197	0	17.9
<b>TOTALS</b>	<b>20</b>	<b>12</b>	<b>261</b>	<b>0</b>	<b>21.8</b>	<b>21</b>	<b>131</b>	<b>0</b>	<b>6.2</b>	<b>15</b>	<b>268</b>	<b>0</b>	<b>17.9</b>

DEFENSE (Starters Only)

ELVIS BRADLEY-- GRADUATED (Free Safety)

YEAR	G	UT	AT	TOT	TFL	QS	FR	PD	INT	YDS	AVG	MIN	STARTS
1976 x	11	31	11	42	0	0	2	7	4	58	14.5	213	9
1977	11	37	12	49	0	0	2	7	1	0	0.0	286	11
1978	10	33	11	44	0	0	0	6	2	-2	-1.0	223	10
1979	11	45	12	57	1	1	0	4	1	0	0.0	285	11
<b>TOTALS</b>	<b>43</b>	<b>146</b>	<b>46</b>	<b>192</b>	<b>1</b>	<b>1</b>	<b>4</b>	<b>24</b>	<b>8</b>	<b>56</b>	<b>7.0</b>	<b>1007</b>	<b>41</b>

(MORE/OVER)

career totals 4-4-4-4

GERALD COOK-- GRADUATED (Cornerback)

YEAR	G	UT	AT	TOT	TFL	QS	FR	PD	INT	YDS	AVG	MIN	STARTS
1976	5	3	0	3	0	0	0	3	0	0	0.0	13	0
1977	11	56	19	75	0	0	2	4	2	19	9.5	271	11
1978	11	33	7	40	0	0	0	4	4	44	11.0	277	11
1979	10	15	7	22	1	0	0	3	2	1	0.5	119	5
TOTALS	37	107	33	140	1	0	2	14	8	64	8.0	680	27

TOMMY EBNER-- GRADUATED (Strong Safety)

YEAR	G	UT	AT	TOT	TFL	QS	FR	PD	INT	YDS	AVG	MIN	STARTS
1978	11	30	20	50	0	0	1	5	3	30	10.0	234	11
1979	11	32	11	43	3	2	0	3	2	0	0.0	245	11
TOTALS	22	62	31	93	3	2	1	8	5	30	6.0	479	22

KENNY HATFIELD-- GRADUATED (Cornerback)

YEAR	G	UT	AT	TOT	TFL	QS	FR	PD	INT	YDS	AVG	MIN	STARTS
1976	9	0	0	0	0	0	0	0	0	0	0.0	20	0
1977	11	1	2	3	0	0	0	0	0	0	0.0	20	0
1978	11	35	14	49	0	0	3	7	1	42	42.0	271	11
1979	11	19	12	31	0	0	0	2	4	11	2.8	267	11
TOTALS	42	55	28	83	0	0	3	9	5	53	10.6	578	22

Was wide receiver freshman season, caught two passes for 37 yards vs TCU.

DAVID HODGE-- GRADUATED (Linebacker)

YEAR	G	UT	AT	TOT	TFL	QS	FR	PD	INT	YDS	AVG	MIN	STARTS
1975	10	47	31	78	1	1	1	1	2	29	29.0	207	8
1976	11	42	21	63	1	1	3	2	3	43	14.3	256	11
1978	11	85	25	110	0	0	1	3	2	21	10.5	243	11
1979	11	87	38	125	7	1	2	0	2	10	5.0	247	10
TOTALS	43	261	115	476	9	3	7	6	9	103	11.4	953	40

LEONARD MITCHELL-- Senior, Tackle

YEAR	G	UT	AT	TOT	TFL	QS	FR	PD	INT	YDS	AVG	MIN	STARTS
1977	6	18	8	26	3	3	0	0	0	0	0.0	115	3
1978	11	31	6	37	8	8	1	5	2td	64	32.0	135	0
1979	11	46	19	65	6	3	2	3	0	0	0.0	259	11
TOTALS	28	95	33	128	17	14	3	8	2td	64	32.0	509	14

(MORE)

career totals 5-5-5-5

ROBERT OGLESBY--- GRADUATED (Nose Guard)

YEAR	G	UT	AT	TOT	TFL	QS	FR	PD	INT	YDS	AVG	MIN	STARTS
1975	10	25	10	35	2	2	0	0	0	0	0.0	138	6
1976	11	34	5	39	2	2	1	0	0	0	0.0	154	11
1978	11	30	12	42	2	2	0	0	0	0	0.0	159	10
1979	11	42	23	65	5	2	0	1	0	0	0.0	245	11
TOTALS	43	131	50	181	11	8	1	1	0	0	0.0	696	38

SAM PROCTOR--- GRADUATED (End)

YEAR	G	UT	AT	TOT	TFL	QS	FR	PD	INT	YDS	AVG	MIN	STARTS
1977	7	10	6	16	0	0	0	0	1	6	6.0	48	0
1978	11	51	25	76	2	2	0	1	0	0	0.0	162	8
1979	11	47	20	67	19	12	2	2	0	0	0.0	265	11
TOTALS	29	108	51	159	21	14	2	3	1	6	6.0	475	19

JOE REDMON-- GRADUATED (End)


YEAR	G	UT	AT	TOT	TFL	QS	FR	PD	INT	YDS	AVG	MIN	STARTS
1975	5	22	10	32	0	0	2	0	0	0	0.0	83	3
1977	9	8	2	10	2	2	1	2	0	0	0.0	60	2
1978	10	0	4	4	0	0	0	1	0	0	0.0	79	0
1979	7	14	5	19	3	2	0	2	0	0	0.0	71	2
TOTALS	31	44	21	65	5	4	3	5	0	0	0.0	293	7


HOSEA TAYLOR-- Senior, Tackle

YEAR	G	UT	AT	TOT	TFL	QS	FR	PD	INT	YDS	AVG	MIN	STARTS
1977	11	25	4	29	6	6	0	0	0	0	0.0	111	0
1978	11	43	19	62	7	7	1	2	0	0	0.0	215	11
1979	11	49	21	70	12	7	0	1	0	0	0.0	268	11
TOTALS	33	117	44	161	25	20	1	3	0	0	0.0	594	22

GRADY TURNER-- Junior, Linebacker

YEAR	G	UT	AT	TOT	TFL	QS	FR	PD	INT	YDS	AVG	MIN	STARTS
1979	9	73	22	95	1	1	2	1	1	5	5.0	171	6





**GO HOGS GO !!**

ARKANSAS	:04	HOUSTON
10	QUARTER	13
TIME OUTS LEFT 0	4	3 TIME OUTS LEFT
DOWN 1	TO GO 10	BALL ON 25

**McILROY**



1979  
SWC  
CO-CHAMPIONS

